


Remote I/O

IS1 RIO standard enclosure Zone 1 With shield bus

With cable duct and power terminals

8150/5-0600-0600-230-2321 Art. No. 244142



- Short delivery times
- Can be used in Zone 1 without acceptance testing or certification
- For 24 V DC and 120/230 V AC
- Ready for use, prefabricated with entries, BusRails, connection terminals, etc.
- Modifications, extensions and customer-specific adaptations are possible

MY R. STAHL 8150D



With the IS1+ standard enclosures for Zone 1, we offer you a variety of prefabricated field enclosures made from 1.4301 stainless steel (V2A). They include all entries, BusRails, cable ducts, CPM sockets and connection terminals for auxiliary power.

Once the IS1+ components (available separately) have been installed, the enclosures can be used in Zone 1 without acceptance testing, and they fulfil the requirements of EN 61439.

Technical Data

Explosion Protection	
Application range (zones)	1 2
IECEX gas certificate	IECEX PTB 09.0049
IECEX gas explosion protection	Ex db eb ib [ia Ga, ib] IIC T4 Gb
ATEX gas certificate	PTB 09 ATEX 1109
ATEX gas explosion protection	Ex II 2 (1) G Ex db eb ib [ia Ga, ib] IIC T4 Gb
Certificates	ATEX (PTB), IECEX (PTB), India (PESO)
Declaration of Conformity	ATEX (EUK), China (CCC)
Installation	Zone 1
Further information	See the operating instructions and certificates for the enclosures and IS1+ modules
Electrical Data	
Applicable IS1+ CPM modules	9440/22-01-*1-C1243 (PROFIBUS DP V1 HART); 9440/22-01-*1-C1455 (PROFIBUS DP V1 HART for PNO redundancy); 9440/22-01-*1-C1202 (Modbus RTU) *1 = 24 V DC or *2 = 230 V AC
Usable IS1+ I/O modules	9468/32 9470/32 9475/32 9482/32
Applicable IS1+ modules note	The IS1+ modules must be installed according to the corresponding operating instructions for the modules.
Auxiliary Power	
Auxiliary power rated operating voltage	230 V AC (90 to 253 V AC) 24 V DC (20 to 35 V DC)
Auxiliary power nominal current	Max. 2.5 A @ 24 V DC Max. 0.5 A @ 230 V AC
Auxiliary power rated current	Depending on the installed IS1+ modules (see corresponding data sheet)

Remote I/O

IS1 RIO standard enclosure Zone 1 With shield bus

With cable duct and power terminals

8150/5-0600-0600-230-2321 Art. No. 244142



Device Specific Data

Max. number of analogue I/O signals	56
Max. number of digital I/O signals	112
Max. internal power dissipation	48 W
IS1+ BusRail	1 x BusRail for 8 slots, with 2 end pieces (beginning + end), 1 BusRail extension
Cable duct	2 x Blue (100 x 60 mm); 1 x Grey (25 x 25 mm)
Shield bus	2 x KLBÜ 3...8 2 x AK16 30 x AK4
Front door	1 x opening to the left 5 x cam lock

Ambient Conditions

Ambient temperature	-20°C ... +55°C
Ambient temperature	-40°F ... +122°F
Storage temperature	-40°C ... +80°C
Storage temperature	-40°F ... +176°F
Note	Also see the technical data of the IS1+ modules in the relevant data sheets

Mechanical Data

Connection auxiliary power	Screw connector 0.2 to 10 mm ² (4 x UTTB 4; 2 x UTTB 4-PE)
PE connection version	External M8 PE connection
PE connection clamping range	10 – 25 mm ²
Degree of protection (IP) (IEC 60529)	IP65
Enclosure material	Stainless steel 1.4301, (V2A, AISI 304) Brush finished
Sealing material	Silicone foam gasket
Silicone-free	No
Wall thickness	2 mm
Connection cross-section	0.2 to 10 mm ²
Dimensions (WxHxD)	600 x 600 x 230 mm
Width	600 mm
Width, inches	23.62 in
Height	600 mm
Height, inches	23.62 in
Depth	230 mm
Depth, inches	9.06 in
Weight	35 kg
Weight	77.16 lb

Mounting / Installation

Mounting orientation	Horizontal Vertical
Connection type	Screw connector

Components

Built-in unit 1	1 x BusRail for 8 slots (1 x CPM, 7 x I/O – modules)
Built-in unit 3	1 x Socket for CPU & pow mod. 9490/11-12

Remote I/O



IS1 RIO standard enclosure Zone 1 With shield bus

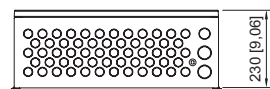
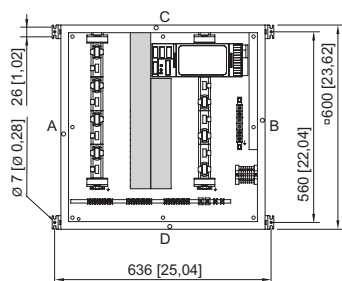
With cable duct and power terminals

8150/5-0600-0600-230-2321 Art. No. 244142

Components

Auxiliary power cable entries	2 x Black cable gland Polyamide, type 8161/7 M32 Ø 9 ... 21 mm
Cable entries signals	58 x Blue cable gland Polyamide, type 8161/8 M20 Ø 4 ... 13 mm
Breather	1 x Breather, green, Polyamide, type 8162 M25 x 1,5
Type of terminals PE 1	2 x UTTB 4-PE
Earth rail	10 x 3 Zinc galvanised (not insulated) (1x)

Dimensional Drawings (All Dimensions in mm [inches]) – Subject to Alterations



1 x BusRail for 8 slots

Item no. 244142

We reserve the right to make alterations to the technical data, dimensions, weights, designs and products available without notice. The illustrations cannot be considered binding.