

Installation equipment and accessories



Cable gland

With reduction sealing insert

8161/8-M20-1304 Art. No. 251553



- For safely running cables into Ex e and Ex i areas
- Can be used in a temperature range from -60 to +75 °C, degree of protection IP68
- Available in Ex e and Ex i versions; the Ex i version is identified by a blue cap nut
- Cable dia. ranges from 1 to 48 mm
- Versions with multi-seal inserts

MY R. STAHL 8161B



R. STAHL's Series 8161/7 and 8161/8 cable glands can be used to safely run cables into Ex e enclosures. They are suitable for cable diameters between 1 and 48 mm. They are available for Ex e and Ex i electrical circuits – the Ex i version can be distinguished by its blue cap nut. A stopping plug for unused entries can be integrated into the entries.

Technical Data

Explosion Protection	
Ex version	Ex i
Application range (zones)	1, 2, 21, 22
IECEX gas certificate	IECEX PTB 14.0011 X
IECEX gas explosion protection	Ex eb IIC Gb
IECEX dust certificate	IECEX PTB 14.0011 X
IECEX dust explosion protection	Ex tb IIIC Db
ATEX gas explosion protection	Ⓔ II 2 G Ex eb IIC Gb
ATEX dust explosion protection	Ⓔ II 2 D Ex tb IIIC Db
Certificates	ATEX (PTB), Brazil (ULB), China (NEPSI), IECEX (PTB), Korea (KGS)
Declaration of conformity	ATEX (EUK), China (CCC)
Ambient Conditions	
Ambient temperature	-40 °C ... +75 °C
Use at the height of	< 2000 m
Mechanical Data	
Strain relief	No
Degree of protection (IP)	IP66
Degree of protection note	IP68 at 5 bar 30 min. (IP protection according to IEC/EN 60529)
Sealing material	EPDM profile seal
Sealing ring material	EPDM
Material	Polyamide, Glass fibre reinforced
Silicone-free	Yes
Self-extinguishing	Yes
Flame-retardant	Yes
Halogen-free	Yes
Surface resistance	$\leq 10^{13} \Omega$
Clamping range	4 – 13 mm
Armouring type	Unarmoured cable types

Cable gland

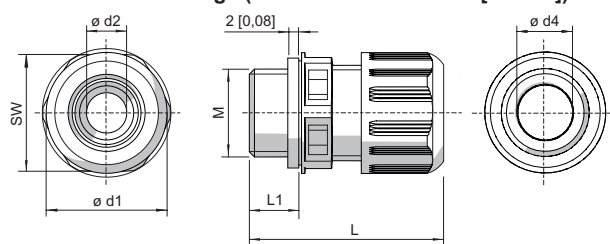
With reduction sealing insert

8161/8-M20-1304 Art. No. 251553

Mechanical Data

Clamping range	4 ... 13 mm
Total length	36 to 43 mm
Dimension d1	27 mm
Dimension d2	13.3 mm
Dimension d4	13.3 mm
Width across corners	27 mm
Width across flats	24 mm
Thread size	M20
Thread length	10 mm
Thread pitch	1,5 mm
Impact strength (IEC 60079)	7 J
Colour	Blue
Lot size	10
Weight	18 g
Weight	0.04 lb

Dimensional Drawings (All Dimensions in mm [inches]) – Subject to Alterations



M = Thread size
 SW = Width across flats
 L1 = Thread length
 L = Total length

Cable glands without bend protection

Thread size	Width across flats	Total length	Total length (with long thread)	Thread length	Thread length (long thread)	Clamping range + reduction sealing insert	Dimension d1	Dimension d2	Dimension d4
M12	16.00 mm	29 to 34 mm	35 to 40 mm	9 mm	15 mm	1 - 6 mm	18 mm	7.3 mm	6.3 mm
M16	20.00 mm	31 to 37 mm	37 to 43 mm	9 mm	15 mm	2 - 9 mm	22 mm	10.3 mm	9.3 mm
M20	24.00 mm	36 to 43 mm	41 to 48 mm	10 mm	15 mm	4 - 13 mm	27 mm	13.3 mm	13.3 mm
M25	29.00 mm	38 to 46 mm	43 to 51 mm	10 mm	15 mm	7 - 17 mm	32 mm	17.3 mm	17.3 mm
M32	36.00 mm	42 to 50 mm	45 to 53 mm	12 mm	15 mm	9 - 21 mm	40 mm	21.3 mm	21.3 mm
M40	46.00 mm	52 to 65 mm	58 to 71 mm	12 mm	18 mm	12 - 28 mm	51 mm	28.3 mm	30 mm
M50	55.00 mm	59 to 72 mm	63 to 76 mm	14 mm	18 mm	16 - 35 mm	61 mm	35.3 mm	40 mm
M63	68.00 mm	64 to 78 mm	67 to 81 mm	15 mm	18 mm	28 - 48 mm	75 mm	48.3 mm	53 mm

Installation equipment and accessories



Cable gland

With reduction sealing insert

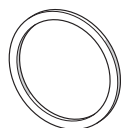
8161/8-M20-1304 Art. No. 251553

Spare Parts

Flat seal (standard), EPDM (-40 to +75 °C)

Replacement seals for cable glands

Art. No.



For cable glands 8161/-M20-13 Lot size: 100
Connection thread: M20

222371

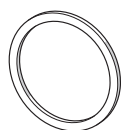
For cable glands 8161/-M20-13 Lot size: 50
Connection thread: M20

222364

Silicone flat seal (-60 to +75 °C)

Replacement seals for low temperatures

Art. No.



For cable glands 8161/-M20-13 Lot size: 100
Connection thread: M20

240249

We reserve the right to make alterations to the technical data, dimensions, weights, designs and products available without notice. The illustrations cannot be considered binding.