

8074/2-3-W-40 Art. No. 257203



- Large temperature range of use
- Large inner connection chamber
- High-quality metal Ex e enclosure with outer PE connection
- Degree of protection IP66/67
- Five different contact versions
- Ten different actuator versions

MY R. STAHL 8074D



Position switches are used to position, control and monitor the moving parts on machines and systems. Because they meet the requirements of the EN 50 041 and IEC 60947-5-1 product standards, they can also be used as a position switch with a safety function. Series 8074/2 position switches are approved for use in hazardous areas of Zones 1, 2, 21 and 22.

In conjunction with a safety door guard and the corresponding circuitry, the PL position switches fulfil the requirements of “e” in accordance with EN ISO 13849-1, or up to SIL 3 in accordance with EN 62061. They are identified with the ⊖ character to signify positive opening. There are snap- and slow-action versions with different types of contacts as well as with a variety of different actuating elements.

Technical Data

Explosion Protection

Scope of validity	European Union (ATEX) IECEX
Application range (zones)	1 2 21 22
IECEX gas certificate	IECEX BVS 16.0085
IECEX gas explosion protection	Ex db eb IIC T6 / T5 Gb
IECEX dust certificate	IECEX BVS 16.0085
IECEX dust explosion protection	Ex tb IIIC T80 °C / T95 °C Db
ATEX gas certificate	BVS 05 ATEX E 007
ATEX gas explosion protection	⊖ II 2 G Ex db eb IIC T6 / T5 Gb
ATEX dust certificate	BVS 05 ATEX E 007
ATEX dust explosion protection	⊖ II 2 D Ex tb IIIC T80 °C / T95 °C Db
Certificates	ATEX (BVS), China (CQST), IECEX (BVS)
Declaration of Conformity	ATEX (EUK)

Electrical Data

Rated operational voltage DC	125 V
AC operating voltage (equal potential)	400 V
AC operating voltage (unequal potential)	250 V
Rated insulation voltage	250 V
Rated operational current max.	6.6 A

8074/2-3-W-40 Art. No. 257203

Electrical Data

Rated operational current note	6.6 A at T6 4.4 A at T5
Electrical service life	Max. 10 ⁶ operating cycles
Mechanical service life	Max. 10 ⁶ operating cycles
Rated surge voltage	4 kV
Short-circuit protection, max.	10 A
Tripping characteristic	gL/gG
Maximum operating frequency	1800 operating cycles/h
Switching function	Slow-action contact

Ambient Conditions

Ambient temperature	-40 °C ... +70 °C (T6) -40 °C ... +70 °C (T5)
---------------------	--

Mechanical Data

Version	2nd generation
Degree of protection (IP)	IP66
Degree of protection (IP) (IEC 60529)	IP66
Degree of protection (IP) IEC 60529 note	-40 °C
Enclosure material	Corrosion-resistant aluminium, powder-coated
Enclosure colour	Black/silver
Max. earth connection	4 mm ²
Cover material	1.4401 blasted stainless steel
Contact material	Silver-nickel
Solid connection cross section	0.75 – 2.5 mm ²
Finely stranded connection cross section	0.75 – 2.5 mm ²
Number of NCs	2
Positive opening operation	Yes
Actuator	Plunger
Clamping range	4 ... 13 mm
Type of connection cable	Solid Finely stranded
Contacts	2 NC
Contact system	2-pole, galvanically separated, with double break
Contact opening	≥ 1.5 mm (isolating distance ≥ 3 mm)
Packaging unit	1
Weight	298 g
Weight	0.66 lb

Mounting / Installation

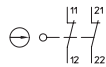
Connection	Cable entry 8161 1xM20x1.5
Tightening torque	Screw terminals: Max. 0.4 Nm; cover screws: 1.5 to 2 Nm; cable entries: See installation note (included, but not installed)

Components

Cable glands and entries	1 x M20 Ø 4 ... 13 mm
Material cable gland	Polyamide, Glass fibre reinforced

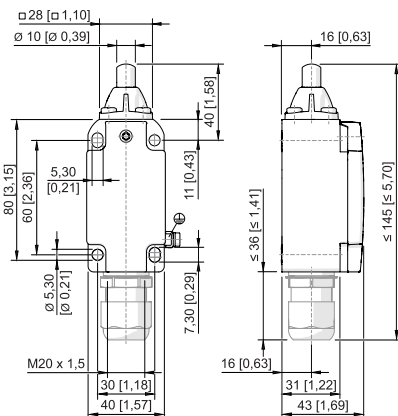
8074/2-3-W-40 Art. No. 257203

Technical Drawings – Subject to Alterations



Slow-action contact, 2 NCs
8060/-3; 807./2-3

Dimensional Drawings (All Dimensions in mm [inches]) – Subject to Alterations



Domed plunger 8074/2--W-40

Accessories

Plastic cable gland



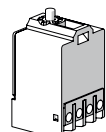
8161/7-M20-1307, Ex e
Plastic, M20 x 1.5, cable outer diameter 7 to 13 mm
Lot size 50 pieces

Art. No.

239172

Spare Parts

Contact element



2 NC slow-action contact 8080/1-3

Art. No.

132532

We reserve the right to make alterations to the technical data, dimensions, weights, designs and products available without notice. The illustrations cannot be considered binding.