

8074/2-5-DS-40 Art. No. 257218



- Large temperature range of use
- Large inner connection chamber
- High-quality metal Ex e enclosure with outer PE connection
- Degree of protection IP66/67
- Five different contact versions
- Ten different actuator versions

MY R. STAHL 8074D



Position switches are used to position, control and monitor the moving parts on machines and systems. Because they meet the requirements of the EN 50 041 and IEC 60947-5-1 product standards, they can also be used as a position switch with a safety function. Series 8074/2 position switches are approved for use in hazardous areas of Zones 1, 2, 21 and 22.

In conjunction with a safety door guard and the corresponding circuitry, the PL position switches fulfil the requirements of “e” in accordance with EN ISO 13849-1, or up to SIL 3 in accordance with EN 62061. They are identified with the ⊖ character to signify positive opening. There are snap- and slow-action versions with different types of contacts as well as with a variety of different actuating elements.

Technical Data

Explosion Protection

| | |
|---------------------------------|--|
| Scope of validity | European Union (ATEX) IECEX |
| Application range (zones) | 1 2 21 22 |
| IECEX gas certificate | IECEX BVS 16.0085 |
| IECEX gas explosion protection | Ex db eb IIC T6 / T5 Gb |
| IECEX dust certificate | IECEX BVS 16.0085 |
| IECEX dust explosion protection | Ex tb IIIC T80 °C / T95 °C Db |
| ATEX gas certificate | BVS 05 ATEX E 007 |
| ATEX gas explosion protection | ⊖ II 2 G Ex db eb IIC T6 / T5 Gb |
| ATEX dust certificate | BVS 05 ATEX E 007 |
| ATEX dust explosion protection | ⊖ II 2 D Ex tb IIIC T80 °C / T95 °C Db |
| Certificates | ATEX (BVS), China (CQST), IECEX (BVS) |
| Declaration of Conformity | ATEX (EUK) |

Electrical Data

| | |
|--|-------|
| Rated operational voltage DC | 125 V |
| AC operating voltage (equal potential) | 500 V |
| AC operating voltage (unequal potential) | 250 V |
| Rated insulation voltage | 250 V |
| Rated operational current max. | 6.6 A |

8074/2-5-DS-40 Art. No. 257218

Electrical Data

| | |
|--------------------------------|---------------------------------------|
| Rated operational current note | 6.6 A at T6 4.4 A at T5 |
| Electrical service life | Max. 10 ⁶ operating cycles |
| Mechanical service life | Max. 10 ⁶ operating cycles |
| Rated surge voltage | 4 kV |
| Short-circuit protection, max. | 10 A |
| Tripping characteristic | gL/gG |
| Maximum operating frequency | 1800 operating cycles/h |
| Switching function | Slow-action contact, Overlapping |

Ambient Conditions

| | |
|---------------------|--|
| Ambient temperature | -40 °C ... +70 °C (T6) -40 °C ... +70 °C (T5) |
|---------------------|--|

Mechanical Data

| | |
|--|---|
| Version | 2nd generation |
| Degree of protection (IP) | IP66 |
| Degree of protection (IP) (IEC 60529) | IP66 |
| Degree of protection (IP) IEC 60529 note | -40 °C |
| Enclosure material | Corrosion-resistant aluminium, powder-coated |
| Enclosure colour | Black/silver |
| Max. earth connection | 4 mm ² |
| Cover material | 1.4401 blasted stainless steel |
| Contact material | Silver-nickel |
| Solid connection cross section | 0.75 – 2.5 mm ² |
| Finely stranded connection cross section | 0.75 – 2.5 mm ² |
| Number of NCs | 1 |
| Positive opening operation | No |
| Positive opening contact note | Not suitable for safety circuits! |
| Number of NOs | 1 |
| Actuator | Adjustable rotary lever |
| Clamping range | 4 ... 13 mm |
| Type of connection cable | Solid Finely stranded |
| Contacts | 1 NC + 1 NO |
| Contact system | 2-pole, galvanically separated, with double break |
| Contact opening | ≥ 1.5 mm (isolating distance ≥ 3 mm) |
| Packaging unit | 1 |
| Weight | 386 g |
| Weight | 0.85 lb |

Mounting / Installation

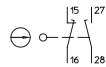
| | |
|-------------------|---|
| Connection | Cable entry 8161 1xM20x1.5 |
| Tightening torque | Screw terminals: Max. 0.4 Nm; cover screws: 1.5 to 2 Nm; cable entries: See installation note (included, but not installed) |

Components

| | |
|--------------------------|-----------------------------------|
| Cable glands and entries | 1 x M20 Ø 4 ... 13 mm |
| Material cable gland | Polyamide, Glass fibre reinforced |

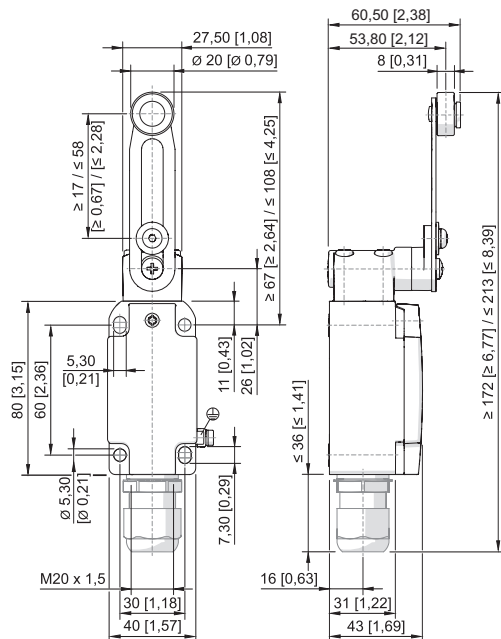
8074/2-5-DS-40 Art. No. 257218

Technical Drawings – Subject to Alterations



Slow-action contact, 1 NC + 1 NO, overlapping
8060/-5; 807./2-5

Dimensional Drawings (All Dimensions in mm [inches]) – Subject to Alterations



Swivelling lever 8074/2-5-DS-40

Accessories

Plastic cable gland



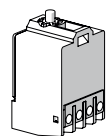
8161/7-M20-1307, Ex e
Plastic, M20 x 1.5, cable outer diameter 7 to 13 mm
Lot size 50 pieces

Art. No.

239172

Spare Parts

Contact element



1 NC + 1 NO slow-action contact, overlapping 8080/1-5

Art. No.

132534

We reserve the right to make alterations to the technical data, dimensions, weights, designs and products available without notice. The illustrations cannot be considered binding.