

8570/12-402 Art. No. 258046



- No effect of torsion forces from the wire on the seal
- Full compatibility between SolConeX and CES devices
- Variants for use in the USA/Canada available on request
- Wide temperature range for use
- High mechanical impact and shock resistance
- Perfect protection against the ingress of liquids and dust
- 3D data available to download from the website

WebCode **8570E**



R. STAHL Series 8570/12 SolConeX plugs for Zone 1/21 are 3-, 4- or 5-pole versions up to 16 A. The floating pins allow them to be inserted and removed quickly and easily. The pivoting strain relief makes it easier to install the cable. Self-cleaning and corrosion-free plug pins made from high-quality materials ensure optimum electrical contact.

Technical Data

Explosion Protection

Scope of validity	European Union (ATEX) IECEX
Application range (zones)	1 2 21 22
IECEX gas certificate	IECEX PTB 05.0023
IECEX gas explosion protection	Ex db eb IIC T6 Gb
IECEX dust certificate	IECEX PTB 05.0023
IECEX dust explosion protection	Ex tb IIIC T80 °C Db
ATEX gas certificate	PTB 03 ATEX 1227
ATEX gas explosion protection	⊕ II 2 G Ex db eb IIC T6 Gb
ATEX dust certificate	PTB 03 ATEX 1227
ATEX dust explosion protection	⊕ II 2 D Ex tb IIIC T80 °C Db
Certificates	ATEX (PTB), IECEX (PTB), Korea (KGS), Taiwan (ITRI)

Electrical Data

Rated operational voltage AC	> 50 V AC
Rated operational current	max. 12 A
Rated operational current note	Optional up to 20 A
Mechanical service life	> 5x10 ³ mating cycles
Type of voltage	Low voltage
Frequency range	> 300 – 500 Hz

Ambient Conditions

Ambient temperature	-50 °C ... +55 °C
Ambient temperature	-58 °F ... +131 °F

Mechanical Data

IP degree of protection (IEC 60529)	IP66
-------------------------------------	------

8570/12-402 Art. No. 258046

Mechanical Data

IP degree of protection (IEC 60079)	IP66
Enclosure material	Polyamide, Glass fibre reinforced
Silicone-free	No
Silicone-free note	Optional: Silicone-free variant are available on request (ambient temperature -30 °C to +55 ° C)
Finely stranded connection cross-section	1 x 1.5 mm ² ... 1 x 4 mm ²
Finely stranded connection cross-section AWG	1 x AWG 16 ... 1 x AWG 12
Width	89 mm
Width in inches	3.5 in
Height	89 mm
Height, inches	3.5 in
Length	176 mm
Length, inches	6.93 in
Impact strength <cNoBreak>(IEC 60079)</cNoBreak>	7 J
Impact strength (IEC 62262)	IK10
Colour code	Green
Coding (clock hour position)	2
Series	SolConeX
Detailed number of poles	3 P + PE
Weight	0.384 kg
Weight	0.85 lb

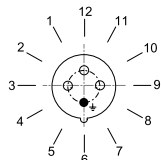
Mounting / Installation

Connection	Screw terminal
------------	----------------

Components

Cable diameter	8 – 18 mm
Cable diameter inch	0.31 – 0.71 in

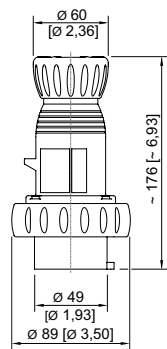
Technical Drawings – Subject to Alterations



Position of clock hour position
Example: 6 h position

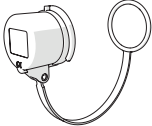
8570/12-402 Art. No. 258046

Dimensional Drawings (All Dimensions in mm [inches]) – Subject to Alterations



4-pole plug

Accessories

Protective cap for 16 A plug		Art. No.
	4-pole	150510

We reserve the right to make alterations to the technical data, dimensions, weights, designs and products available without notice. The illustrations cannot be considered binding.