

8701/01-1211-0200-04 Art. No. 327392



- Full equipment certificate for use in Zone 1
- Automatic adaptation of the cooling capacity to different conditions using a thermal expansion valve to achieve a constant inside temperature
- Cooling capacity of 4 kW according to EN 14511 (L35/L35)
- Wide adjustment range from 18 °C to 35 °C
- Balanced design for direct surface mounting without additional support
- Plug and play – easy installation, no configuration required

MY R. STAHL 8701A



R. STAHL's ExSys Cool 8701 air conditioner offers the perfect cooling capacity for hazardous environments. The use of thermal expansion valve technology allows for constant automatic cooling with a wide range of temperature target values (18 °C to 35 °C). ExSys Cool is certified as equipment, meaning that it is approved for simple use in Ex p and Ex e solutions. The product has a wide ambient temperature range (depending on the refrigerant selected) from -40 °C to 55 °C and a cooling capacity from 4 kW to 6 kW according to EN 14511 (L35/L35). Predefined standard configurations are available as well as customer-specific solutions to meet the customer's HVAC requirements.

Technical Data

Explosion Protection

Application range (zones)	1, 2
IECEX gas certificate	IECEX DEK 23.0009X
IECEX gas explosion protection	Ex db eb q ib IIB+H2 T4 Gb
ATEX gas certificate	23 ATEX 0009X
ATEX gas explosion protection	Ex II 2 G Ex db eb q ib IIB+H2 T4 Gb

Electrical Data

Rated operational voltage AC	220 ... 240 V
Rated operational current	9 A
Frequency	50 Hz
Total power consumption	2.1 kW
No. of poles	2
N-pole present	Yes

Acoustic Data

Sound level on capacitor side	68 dB
Sound level on evaporator side	70 dB

Applications of low-voltage systems

Air conditioner Zone 1/Non-Ex



8701/01-1211-0200-04 Art. No. 327392

Climatic Data

Air conditioner version	cooling only
CO ₂ equivalent (refrigerant)	1146 kg
Ex-certified capacitor	Yes
Condensation control	Speed-contr. condenser fan
Cooling capacity acc. to EN 14511 (L35/L35)	4.2 kW
Cooling air flow rate	750 m ³ /h
Energy efficiency ratio	2.03
Evaporation control	Thermostatic expansion valve
Ex-certified evaporator	No
Max. setpoint temperature	35 °C
Min. setpoint temperature	18 °C
Refrigerant charge	2.2 kg
Refrigerant GWP	573
Gas refrigerant group	2
Refrigerant type	R513A
Sensible cooling capacity acc. to EN 14511 (L35/L35)	3.6 kW
Cool.cap. ac. to EN14511L35L50	3.7 kW
Regulated speed	No
Temperature controller	Yes

Ambient Conditions

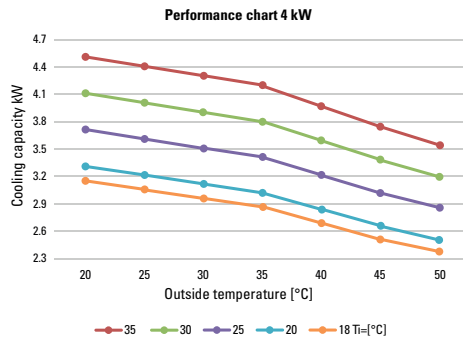
Ambient temperature	-40 °C ... 50 °C
Ambient temperature	-40 °F ... 122 °F

Mechanical Data

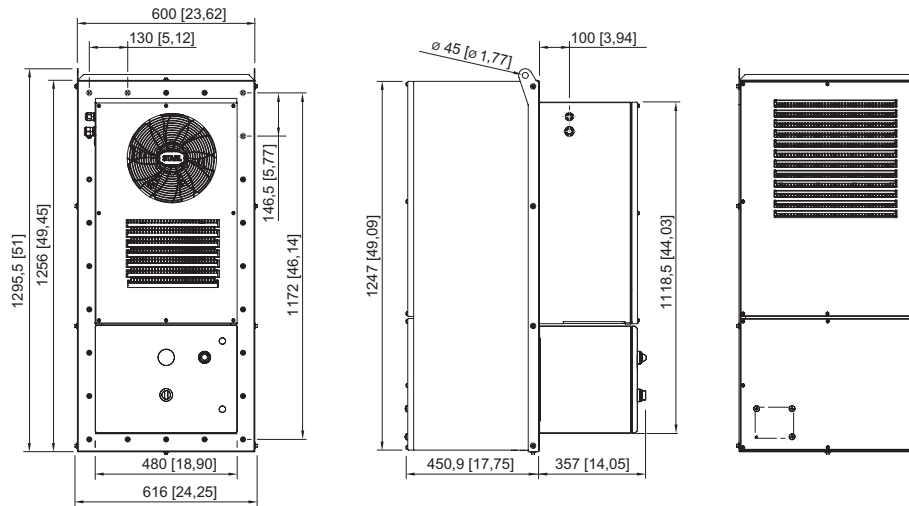
Air conditioner enclosure	Stainless steel 1.4404, 316L, brush finished, Natural surface, Painted: No
Condenser coil	Copper pipes, aluminium fins, Painted: No
Evaporator coil	Copper pipes, aluminium fins, Painted: No
Degree of protection (IP) (IEC 60529)	IP66
Width	600 mm
Width, inches	23.622 in
Height	1245 mm
Height in inches	49.0157 in
Depth	778 mm
Depth in inches	30.63 in
Packaging	Standard
Weight	210 kg

8701/01-1211-0200-04 Art. No. 327392

Technical Drawings – Subject to Alterations



Dimensional Drawings (All Dimensions in mm [inches]) – Subject to Alterations



ExSys Cool 8701 Zone 1/non-Ex
ExSys Cool 8701 Zone 1/Ex p

Accessories

Plastic cable gland



8161/7-M20-1304, Ex e
plastic, M20 x 1.5, cable outer diameter 4 to 13 mm

Art. No.

229917

Metal cable gland



Ex d and Ex e cable glands for all types of unarmoured cables and cables with wire-braid armouring (nickel-plated brass)
Type 20A2F, M20 x 1.5

Art. No.

243464



Ex d and Ex e cable gland for all types of armoured cables (nickel-plated brass)
Type E1FU M20 x 1.5

Art. No.

243484

Stopping plug



8290/3-M20
Plastic, M20 x 1.5
Lot size 1 piece

Art. No.

143522

Applications of low-voltage systems

Air conditioner Zone 1/Non-Ex



8701/01-1211-0200-04 Art. No. 327392

Stopping plug

Art. No.

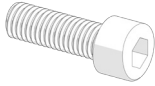


Stainless steel stopping plug M20x1.5 with hexagon insert bit

251101

Screw

Art. No.



Cheese-head screw M10 x 30 A4-70
1 piece

109972

Base plate seal 8701

Art. No.



Seal for base plate for wall mounting

321081

We reserve the right to make alterations to the technical data, dimensions, weights, designs and products available without notice. The illustrations cannot be considered binding.