

6036/31201-42530-111500-850-0000ST00 Art. No. 327141



- Extremely compact and robust light fitting for general lighting applications
- Vibration-proof, sturdy and low-maintenance
- Optionally available with DALI interface or address module for operation in central battery systems.
- IP66/IP67 and IP68 degree of protection
- Suitable for operation in extreme ambient temperatures from -55 °C to +70 °C

MY R. STAHL 6036B



The Series 6036 compact LED tubular light fitting is ideal for general lighting applications and for use as a machine luminaire, even in hard-to-reach areas with very little space. This light fitting boasts a long service life of up to 100,000 hours thanks to its use of energy-efficient LED technology, coupled with electronics that have been developed in-house by R. STAHL. Due to its robust design, it can withstand extreme temperatures of between -55 °C and +70 °C.

Technical Data

Explosion Protection

Application range (zones)	1, 2, 21, 22
IECEX gas certificate	IECEX EPS 13.0027
IECEX gas explosion protection	Ex db op is IIC T4 Gb
IECEX dust certificate	IECEX EPS 13.0027
IECEX dust explosion protection	Ex tb IIIC T100 °C Db
ATEX gas certificate	EPS 13 ATEX 1 597
ATEX gas explosion protection	Ex II 2 G Ex db op is IIC T4 Gb
ATEX dust certificate	EPS 13 ATEX 1 597
ATEX dust explosion protection	Ex II 2 D Ex tb IIIC T100 °C Db
Certificates and approvals	ATEX IECEX
Certificates	ATEX (BVIS), IECEX (BVIS)
Ship approval	DNV
Declaration of conformity	ATEX (EUK)

Electrical Data

AC rated operational voltage	220 ... 240 V
Rated operational voltage DC	194 ... 250 V
Frequency range	50 -
Power factor	≥ 0.95
Control gear service life	C10 ≥ 80 h, Ta ≤ 70 °C
LED service life	L90B50 ≥ 100 h
Control interface	Internal address module

Auxiliary Power

Nominal current	110 mA
-----------------	--------

Lighting Data

Light colour	850 to 5000 K CRI80
--------------	---------------------

6036/31201-42530-111500-850-0000ST00 Art. No. 327141

Lighting Data

Light distribution	140° with diffusing glass
Luminaire efficacy	127 lm/W
Luminous flux	3050 lm
Colour rendering	≥ 80
Colour temperature	5000 K
Note	Values apply to $T_a = +25\text{ °C}$

Ambient Conditions

Ambient temperature	-55 °C ... 70 °C switch on above -40 °C
Storage temperature	-40 °C ... 70 °C

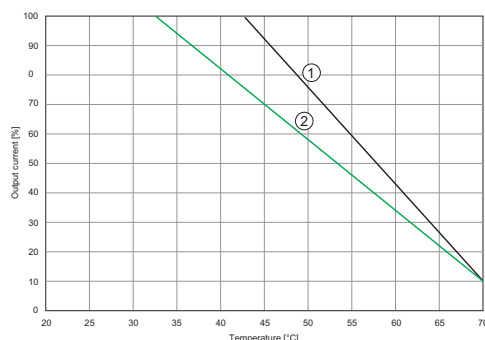
Mechanical Data

IP degree of protection (IEC 60598)	IP66 / IP68 (10 m / 60 min)
Class	II
Enclosure material	Polycarbonate
Pipe material	Polycarbonate
Type of connection cable	H07RN8-F 4x1.5 mm ²
Cable length	50 m
Size	2
Length	850 mm
Diameter	55.9 mm
Impact strength (IEC 62262)	IK11
Weight	11.2 kg
Weight	24.6 lb

Components

Cable glands and entries	CMP-20-A2F (M20x1.5)
Wire guard	No

Technical Drawings – Subject to Alterations



Luminous flux decline

- In DC operation to 50%

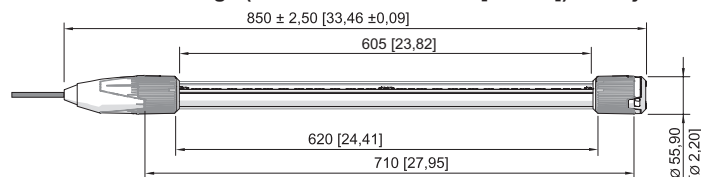
- Relative to ambient temperature

1: All white tones, size 1 to 4

2: All colours, size 1 to 4


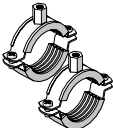
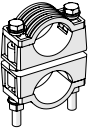

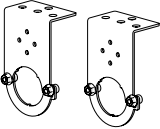
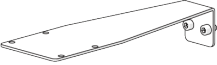

6036/31201-42530-111500-850-0000ST00 Art. No. 327141

Dimensional Drawings (All Dimensions in mm [inches]) – Subject to Alterations



Design size 2

Accessories

Plug		Art. No.
	8570/12-306-S-XX-X-XX-XXX 3-pole plug, 200 to 250 V AC, 50 / 60 Hz, 16 A	272898
Mounting bracket		Art. No.
	Mounting bracket made of galvanised sheet steel to screw onto thread M8 or M10 (2 pieces)	227256
	Mounting bracket made of stainless steel V4A to screw onto thread M8 or M10 (2 pieces)	227257
	Double plastic mounting clamp for mounting on pipes with a diameter of 45 to 55 mm (screws and nuts made from stainless steel V2A) (2 pieces)	254932
	Mounting bracket made from galvanised sheet steel (x 2 units); for design size 1	120535
	Mounting bracket made of stainless steel V4A for fastening on surfaces (2 pieces)	323163
	Mounting plate made of stainless steel V4A for terminal box Ex e Series 8010 (for example Art. No. 130724) for fastening on mounting bracket Art. No. 252940	254494
Mounting bracket and magnet		Art. No.
	Mounting bracket made from galvanised sheet steel with magnetic base (x 2 units); for design size 1	120536

We reserve the right to make alterations to the technical data, dimensions, weights, designs and products available without notice. The illustrations cannot be considered binding.