

Control Devices

Moving iron ammeter For transducer

Ammeter

8405C6-1T-5 Art. No. 262954



- Ammeters in various versions, for Ex e enclosures
- Quicker comparison of measured values using externally adjustable red pointers on the device
- Selection of different current measuring ranges

MY R. STAHL 8405B



R. STAHL Series 8405C6 ammeters are installed in Ex e type of protection enclosures. They provide measured values for circuits which can be quickly compared with the desired values via a red pointer affixed on the outside. The devices work with a moving iron movement with accuracy class 2.5.

Technical Data

Explosion Protection

Scope of validity	European Union (ATEX) IECEX
Ex version	Ex e
Application range (zones)	1 2
IECEX gas certificate	IECEX SIQ 17.0003U
IECEX gas explosion protection	Ex eb IIC T6 ... T4 Gb
IECEX firedamp certificate	IECEX SIQ 17.0003U
IECEX firedamp protection	Ex eb I Mb
ATEX gas certificate	SIQ 17 ATEX 192 U
ATEX gas explosion protection	Ex II 2 G Ex eb IIC T6 ... T4 Gb
ATEX firedamp certificate	SIQ 17 ATEX 192 U
ATEX firedamp protection	Ex I M2 Ex eb I Mb
Marking ULus	Class I, Zone 1 AEx eb IIC T6, T5, T4 Gb U Class I, Div. 2, Groups A,B,C,D, T6
Marking cUL	Class I, Zone 1 Ex eb IIC T6, T5, T4 Gb U Class I, Div. 2, Groups A,B,C,D, T6
Certificates	ATEX (SIQ), Brazil (ULB), IECEX (SIQ), Korea (KGS)

Electrical Data

AC UL rated operational voltage	600 V
Rated insulation voltage	690 V
Frequency	50/60 Hz AC, DC
Rated operational current for AC	1 A
UL rated operational current	1 A
Power dissipation	0.67 VA
Movement	0 to 1 A
Overload scale	5x

Control Devices

Moving iron ammeter For transducer

Ammeter

8405C6-1T-5 Art. No. 262954



Electrical Data

Overload capacity	50 x I _N 1 sec
Frequency range	16 – 100 Hz AC, DC

Ambient Conditions

Ambient temperature	-40 °C ... +40 °C (T6) -40 °C ... +55 °C (T5) -40 °C ... +70 °C (T4)
Ambient temperature	-40 °F ... +104 °F (T6) -40 °F ... +131 °F (T5) -40 °F ... +158 °F (T4)
Ambient temperature note	T6: -40 °C ≤ T _{amb} ≤ +40 °C T5: -40 °C ≤ T _{amb} ≤ +55 °C T4: -40 °C ≤ T _{amb} ≤ +70 °C
Use at the height of	2000 m
Degree of contamination	3

Mechanical Data

Version	for current transducer
Degree of protection (IP)	IP54
Degree of protection (IP) terminals	IP20
Enclosure material	Polycarbonate
Silicone-free	No
Pane material	Glass
Terminals	Screw connector (strain-relief clamp)
Max. USA finely stranded/flexible connection terminals	9 AWG
Connection cross-section	6 mm ²
Min. connection cross section, solid	2,5 mm ²
Max. connection cross section, solid	10 mm ²
Min. connection cross-section, finely stranded	2,5 mm ²
Max. connection cross-section, finely stranded	6 mm ²
Stripping length	10 mm
Stripping length inch	0.39 in
Min. tightening torque	1.2 Nm
Min. tightening torque lb	10.62 lb
Max. tightening torque	1.5 Nm
Max. tightening torque lb	13.27 lb
Width	48 mm
Width in inches	1.88 in
Height	59.5 mm
Height, inches	2.34 in
Depth	48 mm
Depth, inches	1.88 in
Accuracy class	2.5
Weight	140 g
Weight	0.31 lb

Control Devices

Moving iron ammeter For transducer

Ammeter

8405C6-1T-5 Art. No. 262954

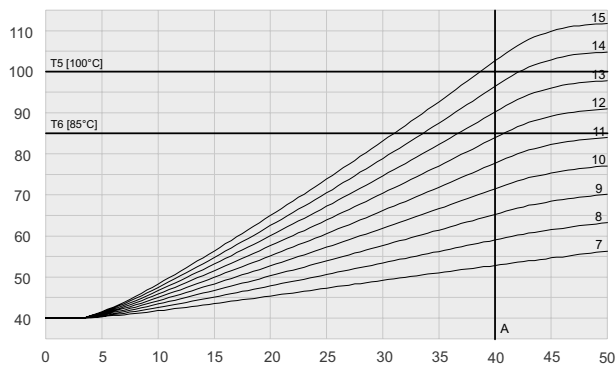


Mounting / Installation

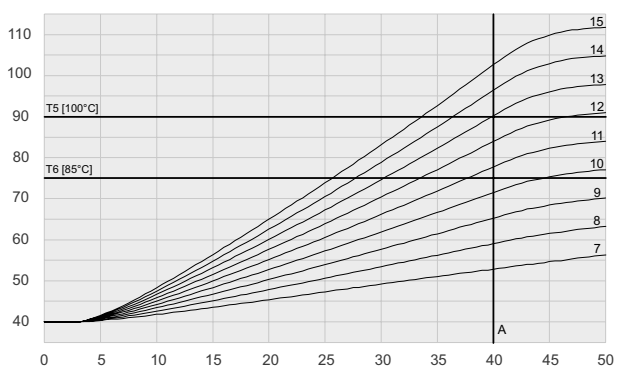
Mounting	Variant 1: Engage on DIN rail Variant 2: Mounting with screws on mounting plate (assembly accessories included in delivery)
Mounting orientation	Vertical
Max. USA solid connection terminals	7 AWG
Components	
Scale	without

Technical Drawings – Subject to Alterations

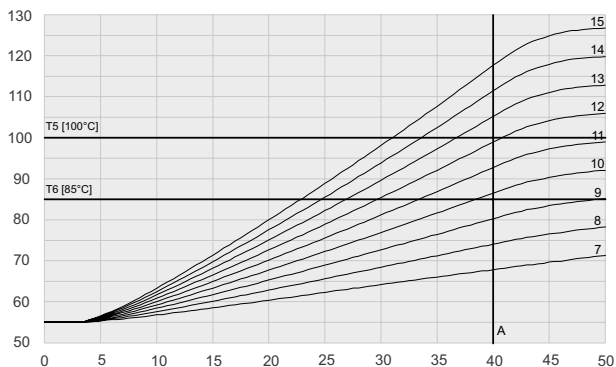
8405/6-1T-5-Ta = 40°C



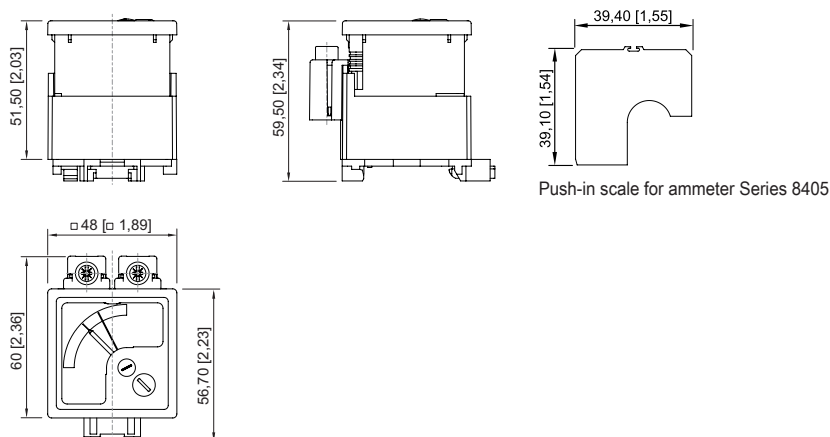
8405/6-1T-5-Ta = 50°C



8405/6-1T-5-Ta = 55°C



Dimensional Drawings (All Dimensions in mm [inches]) – Subject to Alterations



Control Devices


Moving iron ammeter For transducer

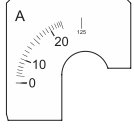
Ammeter

8405C6-1T-5 Art. No. 262954



Spare Parts

		Art. No.
	64 x 64 mm calotte [2.52 x 2.52 inch]; IP66	155940

		Art. No.
	Overload: 5 times scale: 0 ... 1 A	265824
	Overload: 5 times scale: 0 ... 2 A	265826
	Overload: 5 times scale: 0 ... 5 A	265828
	Overload: 5 times scale: 0 ... 10 A	265830
	Overload: 5 times scale: 0 ... 15 A	265831
	Overload: 5 times scale: 0 ... 20 A	265834
	Overload: 5 times scale: 0 ... 25 A	265836
	Overload: 5 times scale: 0 ... 30 A	265838
	Overload: 5 times scale: 0 ... 40 A	265840
	Overload: 5 times scale: 0 ... 50 A	265852

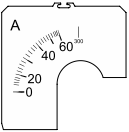
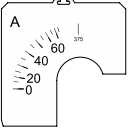
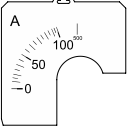
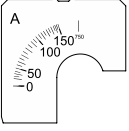
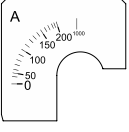
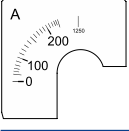
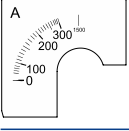
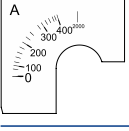
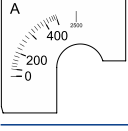
Control Devices

Moving iron ammeter For transducer

Ammeter

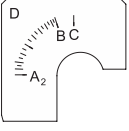
8405C6-1T-5 Art. No. 262954



	Overload: 5 times scale: 0 ... 60 A	265854
	Overload: 5 times scale: 0 ... 75 A	265856
	Overload: 5 times scale: 0 ... 100 A	265858
	Overload: 5 times scale: 0 ... 150 A	265860
	Overload: 5 times scale: 0 ... 200 A	265862
	Overload: 5 times scale: 0 ... 250 A	265864
	Overload: 5 times scale: 0 ... 300 A	265866
	Overload: 5 times scale: 0 ... 400 A	265868
	Overload: 5 times scale: 0 ... 500 A	265870

Push-in scale according to specification

Art. No.

	<p>Mandatory information</p> <p>A₂ = Measuring range start value B = Measuring range end value C = Overload value D = Unit</p>	265261
--	---	--------

We reserve the right to make alterations to the technical data, dimensions, weights, designs and products available without notice. The illustrations cannot be considered binding.