


Isolators

pac-Bus individual element

ISpac

9294/31-12 Art. No. 262928



- Reduced costs thanks to faster wiring of ISpac devices
- Mounted and snapped onto standard DIN rails – can be extended at any time
- Suitable for industrial environments subject to vibration

MY R. STAHL 9294A



The Series 9294/31-12 pac-Bus supplies power to 30 to 50 Series 92xx ISpac devices. The auxiliary power can be fed into the pac-Bus segment via the 9194/50-01 terminal set. The 9193/21-11-11 supply module can alternatively be used to provide a redundant supply and to read out the collective error message.

The pac-Bus can be clipped onto NS 35/15 and NS35/7.5 DIN rails.

The 9294/31-12 pac-Bus can be combined with the 9194/31-17 pac-Bus.

Technical Data

Explosion Protection

Application range (zones)	2
IECEX gas certificate	IECEX BVS 10.0042 X
IECEX gas explosion protection	Ex ec IIC T4 Gc
ATEX gas certificate	BVS 03 ATEX E 213 X
ATEX gas explosion protection	Ex II 3 G Ex ec IIC T4 Gc
FMus certificate	FM16US0122X
cFM certificate	FM16CA0067X
Marking cFMus	Class I, Div. 2, Groups A,B,C,D; Class I, Zone 2, IIC T4 at Ta = 70°C
Certificates	ATEX (BVS), Canada (FM), China (NEPSI), IECEX (BVS), India (PESO), USA (FM)
Ship approval	CCS
Declaration of conformity	ATEX (EUK), China (CCC)

Electrical Data

Connections	Using the 9194/50-01 pac-Bus terminal set or the 9193/21-11-11 supply module.
-------------	---

Auxiliary Power

Nominal voltage	24 V DC
Nominal current	4 A

Ambient Conditions

Ambient temperature	-20 °C ... +70 °C
Ambient temperature	-40°F ... +158°F
Storage temperature	-40°F ... +131°F
Maximum relative humidity	95%
Use at the height of	< 2000 m
Degree of pollution	2

Isolators

pac-Bus individual element

ISpac

9294/31-12 Art. No. 262928



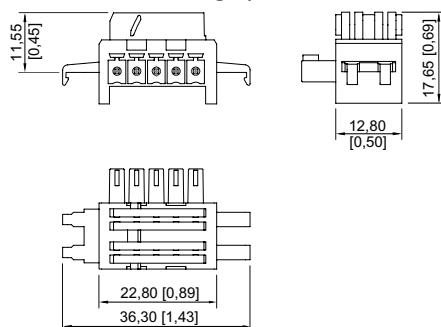
Mechanical Data

Degree of protection (IP) terminals	IP20
Fire resistance (UL 94)	V0
Enclosure material	PA 6.6
Grid dimension	12.5 mm
Width	12.5 mm
Width, inches	0.5 in
Height	17.6 mm
Length	36.3 mm
Length in inches	1.43 in
Mounting depth in inches	0.69 in
Weight	6 g
Weight	0.01 lb

Mounting / Installation


Mounting type	DIN rail NS35/15, NS35/7.5
Mounting orientation	Horizontal Vertical

Dimensional Drawings (All Dimensions in mm [inches]) – Subject to Alterations




Accessories

Supply module

	Redundant supply of 24 V DC auxiliary power (with fuse) and reading out the collective error message from Series 92xx ISpac modules which support this function. Spring clamp terminal connection	Art. No. 268184
--	--	---------------------------

Terminal set for pac-Bus

	For the supply of 24 V DC auxiliary power via terminals (alternative to using the supply module 9193/21-11-11), with jumper for error message chain for ISpac module 91xx	Art. No. 160730
--	---	---------------------------

We reserve the right to make alterations to the technical data, dimensions, weights, designs and products available without notice. The illustrations cannot be considered binding.