Control and signalling devices
Control unit Microfuse

8453C4-12-T1A25 Art. No. 322372



- Control element for individual equipping with numerous electric and electronic components
- Flameproof (Ex d) enclosure with increased safety (Ex e) screw terminals
- Connection cross-section 0.75 to 2.5 mm², solid/finely stranded
- Easy to mount on mounting rail

MY R. STAHL **8453F**

The Series 8453 control units from R. STAHL are components with the flameproof enclosure (Ex d) type of protection for installation in enclosures with increased safety (Ex e). They contain electronic and electric components such as resistors, diodes, voltage limiters and fuses. Their compact design makes them ideal for applications where space is critical.

Technical Data

Explosion Protection	
Application range (zones)	1, 2
IECEx gas certificate	IECEx EPS 24.0108U
IECEx gas explosion protection	Ex db eb IIC T6 Gb
ATEX gas certificate	EPS 23 ATEX 1235 U
ATEX gas explosion protection	Ⓔx II 2 G Ex db eb IIC T6 Gb
Certificates	ATEX (BVS), Brazil (ULB), Canada / USA (UL), Canada (UL), IECEx (BVS)
Explosion protection note	Product label may vary. Series devices are labelled with ATEX and IECEx.
Electrical Data	
AC rated voltage	305 V
DC rated voltage	250 V
Time-current characteristic	T
Rated current	1.25 A
Max. power dissipation	790 mW
Rated breaking capacity	1500 A @ 305 VAC
Ambient Conditions	
Ambient temperature	-55 °C ... 70 °C
Ambient temperature	-67 °F ... 158 °F
Mechanical Data	
Degree of protection (IP) (IEC 60529)	IP20
Enclosure material	Polyamide
Silicone-free	Yes
Connection cross-section, solid	0.75 ... 2.5 mm²
Connection cross-section, solid AWG	19 AWG ... 14 AWG
Connection cross-section, finely stranded	0.75 ... 2.5 mm²
Connection cross-section, finely stranded AWG	19 AWG ... 14 AWG

8453C4-12-T1A25 Art. No. 322372

Mechanical Data	
Connection cross-section with core end sleeves, finely stranded	0.75 ... 2.5 mm²
Connection cross-section with core end sleeves, finely stranded AWG	19 AWG ... 14 AWG
Weight	34 g
Weight	0.07 lb
Mounting / Installation	
Tightening torque	1.2 N · m
Tightening torque lbf in	10.62 lbf in

Technical Drawings – Subject to Alterations



8453/4-12 microfuse

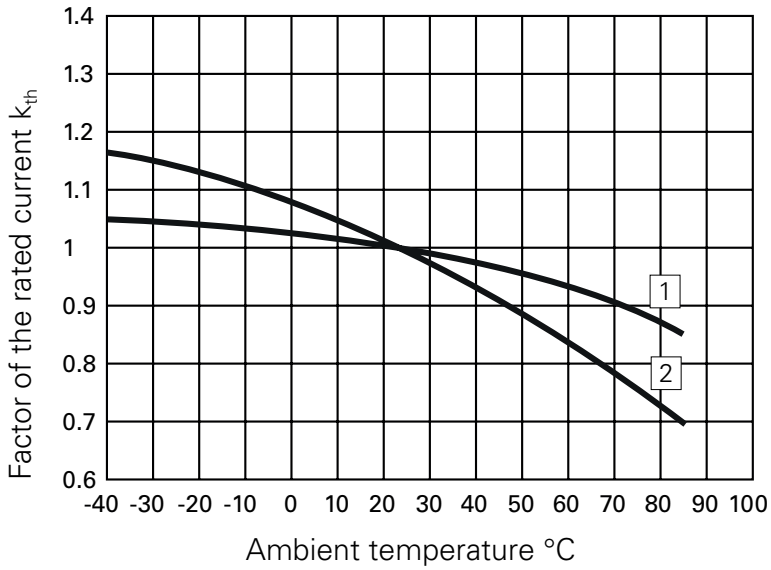

1 = F (Fast-acting)
2 = T (Time-delay)

8453C4-12-T1A25 Art. No. 322372

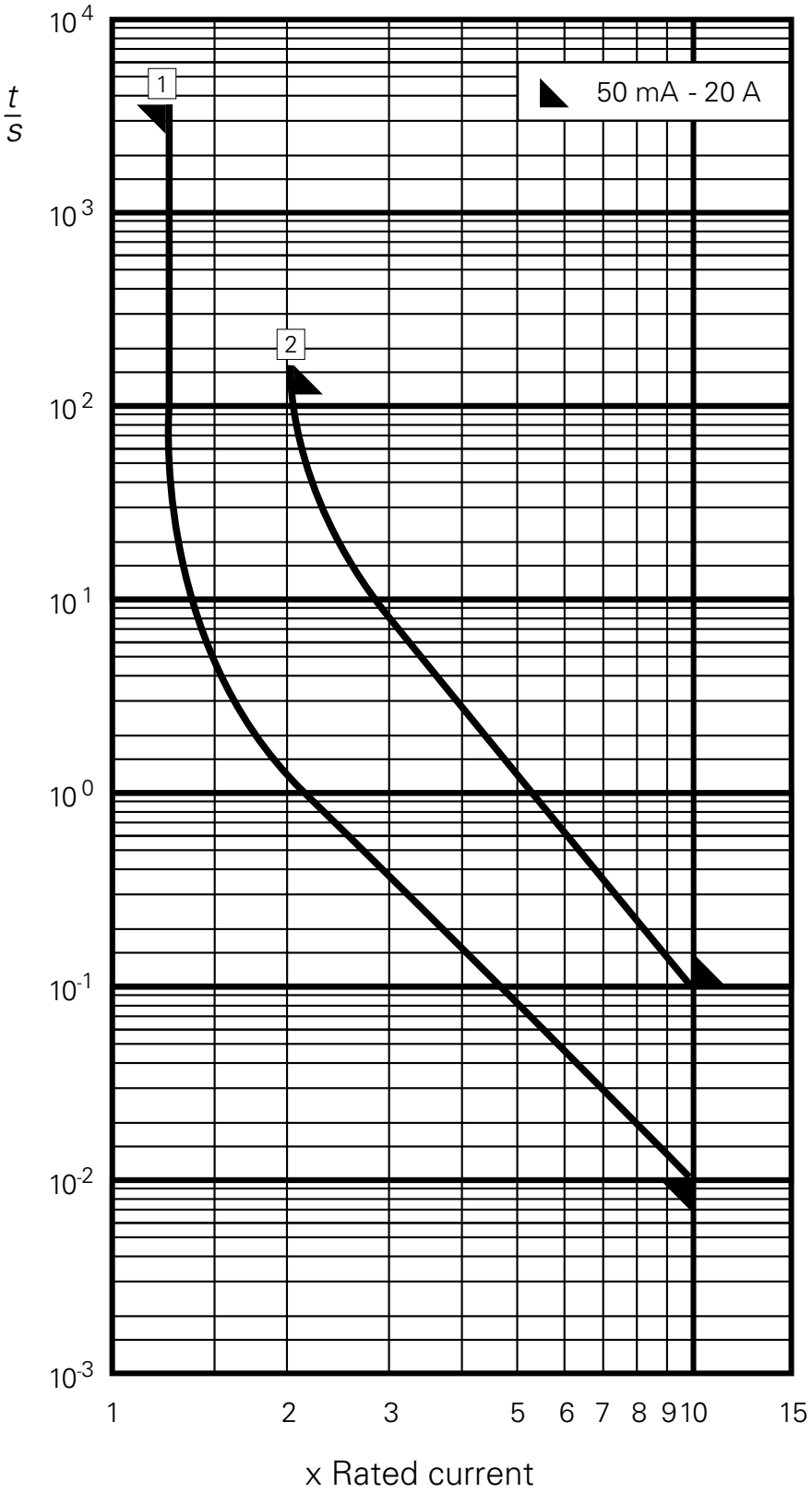

Time-current characteristic
1 = min. tripping time
2 = max. tripping time

8453C4-12-T1A25 Art. No. 322372

Dimensional Drawings (All Dimensions in mm [inches]) – Subject to Alterations

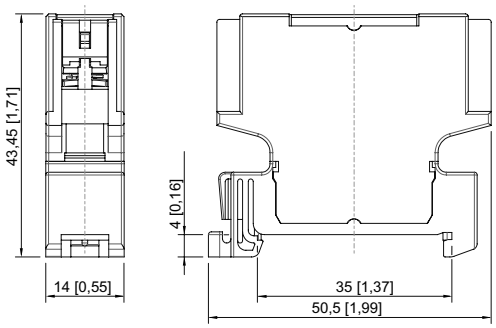

We reserve the right to make alterations to the technical data, dimensions, weights, designs and products available without notice. The illustrations cannot be considered binding.