

8523/1-MCP-GLA-1,60-H100-000-Y-4 Art. No. 341160



- Safe switching for protecting Ex e motors
- Release: Non-adjustable fast short-circuit release, adjustable thermal overcurrent release
- Optional: Undervoltage release (U..) and shunt trip (A..)
- Optional: Up to 4 contacts, consisting of auxiliary contact (H.), fault signal contact (S.) and short-circuit alarm contact (C.)
- Test and Reset buttons available
- 15 current ranges from 0.1 to 32 A
- The circuit breakers in this series have phase failure detection

MY R. STAHL 8523B



R. STAHL Series 8523/1 motor protection moulded case circuit breakers protect and switch Ex e motors with a non-adjustable fast short-circuit release and a thermal overcurrent release adjustable at the switch. The switch is actuated using a rotary actuator and the switching position is easy to see at all times. The current ranges follow on from each other seamlessly.

### Technical Data

#### Explosion Protection

Application range (zones)	1, 2
IECEX gas certificate	IECEX FMG 24.0020U
IECEX gas explosion protection	Ex db eb IIC Gb
ATEX gas certificate	FM24ATEX0008U
ATEX gas explosion protection	Ex II 2 G Ex db eb IIC Gb
FM certificate	FM24US0254U
Marking FMus	Cl. I, Div. 2, Gps A,B,C,D Cl. I, Zn 1, Zn 2, AEx db eb IIC Gb
cFM certificate	FM24CA0066U
Marking cFM	Cl. I, Div. 2, Gps A,B,C,D Cl. I, Zn 1, Zn 2, Ex db eb IIC Gb
Certificates	ATEX (FM), Canada (FM), IECEX (FM), USA (FM)

#### Electrical Data

AC rated operational voltage	690 V
DC rated operational voltage	250 V
Rated insulation voltage	690 V
Frequency	50 / 60 Hz
Rated operational current	1 ... 1.6 A
Electrical service life	50000 operating cycles
Mechanical service life	100000 operating cycles
Rated surge voltage	6 kV
Electromagnetic tripping	$\pm 20\% \times 12.5 \times I_e$
No. of poles	3
1st auxiliary function	Auxiliary contact 1 NC & 1 NO
Rated operational voltage<SoftRe- turn/>1. Auxiliary function AC	690 V

8523/1-MCP-GLA-1,60-H100-000-Y-4 Art. No. 341160

### Electrical Data

Rated operational voltage <SoftReturn/>1. Auxiliary function DC	600 V	
2nd auxiliary function	without	
3rd auxiliary function	without	
Rated operational current $I_e$	1st auxiliary function	2nd auxiliary function
	Auxiliary contact 1 NC & 1 NO	without
	AC-15 6 A at 24 V, 120 V	AC-15
	4 A at 240 V	
	3 A at 400 V	
	1 A at 440 V, 690 V	
	DC-13 2 A at 24 V	DC-13
	0.55 A at 125 V	
0.27 A at 250 V		
0.15 A at 440 V, 600 V		

### Ambient Conditions

Ambient temperature	-25 °C ... 60 °C
Ambient temperature	-13 °F ... 140 °F
Degree of pollution	3

### Mechanical Data

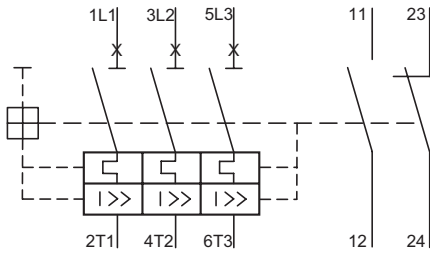
Degree of protection IP (IEC 60529)	IP2X
Enclosure material	Thermoplast
Connection cross-section	1.5 ... 25 mm <sup>2</sup>
Connection cross-section AWG	16 AWG ... 4 AWG
Connection cross-section 2	1.5 ... 10 mm <sup>2</sup>
Connection cross-section 2 AWG	16 AWG ... 8 AWG
Connection cross-section	0.5 ... 4 mm <sup>2</sup>
Connection cross-section of auxiliary contact AWG	18 AWG ... 14 AWG
Width	110 mm
Width, inches	4.33 in
Length	165 mm
Length in inches	6.5 in
Mounting depth	138.3 mm
Mounting depth in inches	5.44 in
Weight	1.3 kg
Weight	2.87 lb

### Mounting / Installation

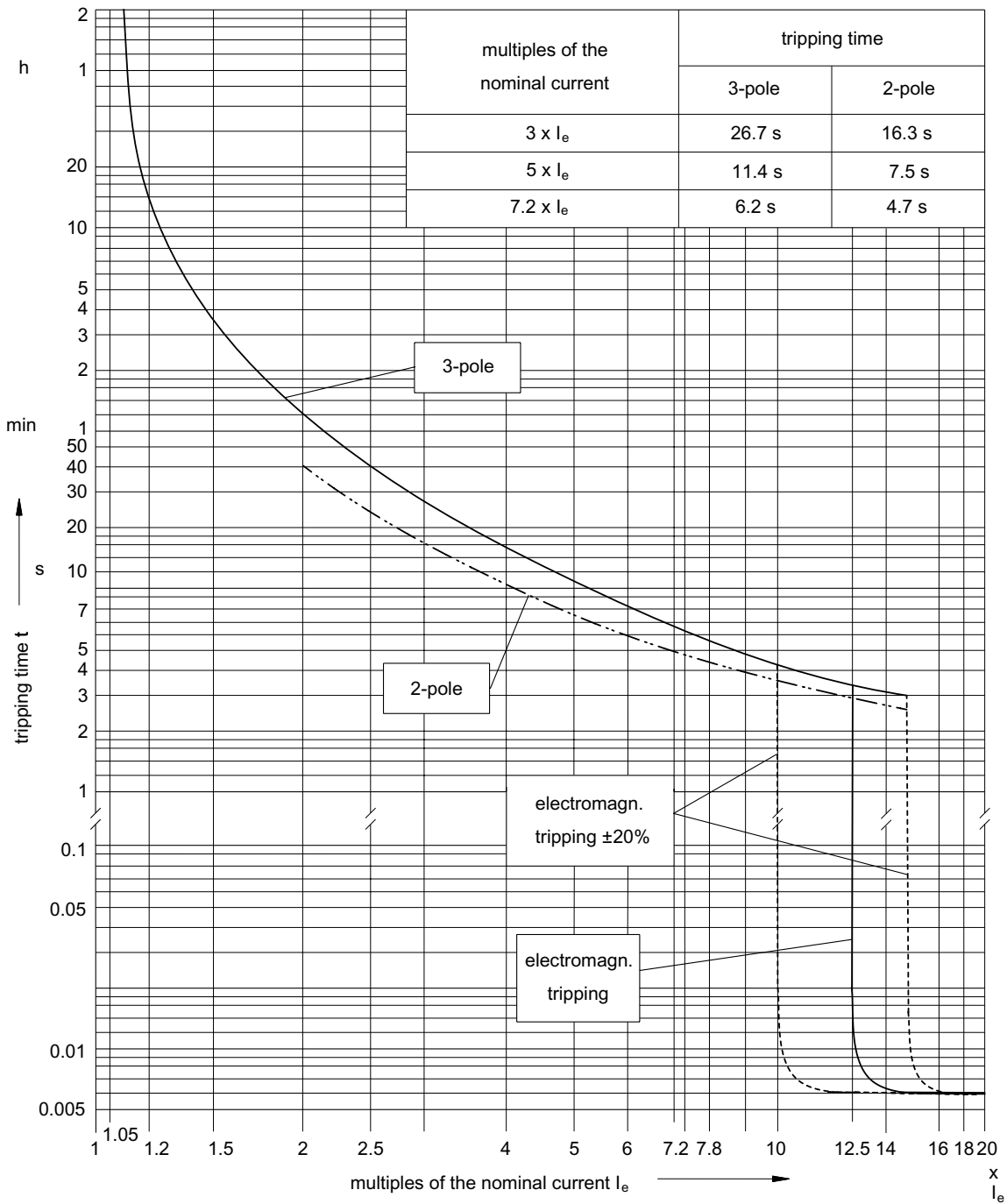
Tightening torque	2 ... 3 N · m
Tightening torque lbf in	17.7 lbf in ... 26.6 lbf-in
Tightening torque auxiliary contact	0.4 ... 0.6 N · m
Tightening torque auxiliary contact lbf in	3.5 lbf-in ... 5.3 lbf-in

8523/1-MCP-GLA-1,60-H100-000-Y-4 Art. No. 341160

Technical Drawings – Subject to Alterations

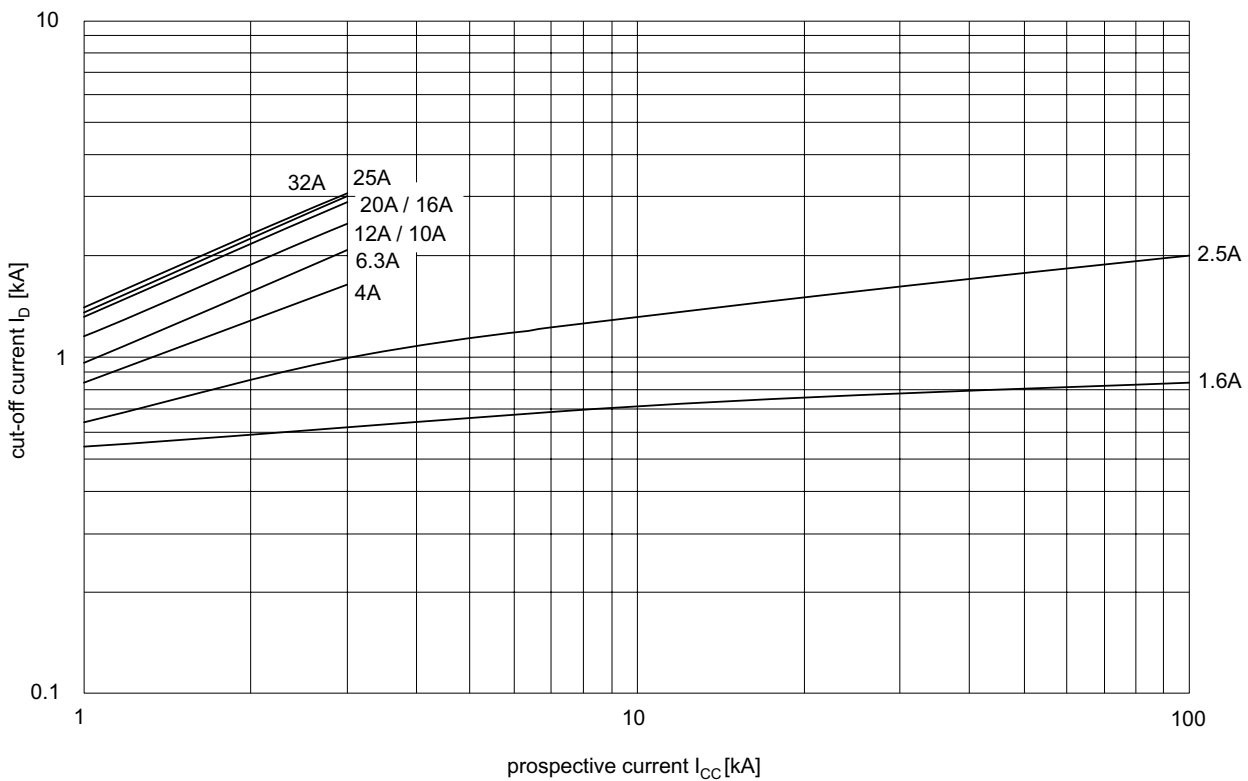
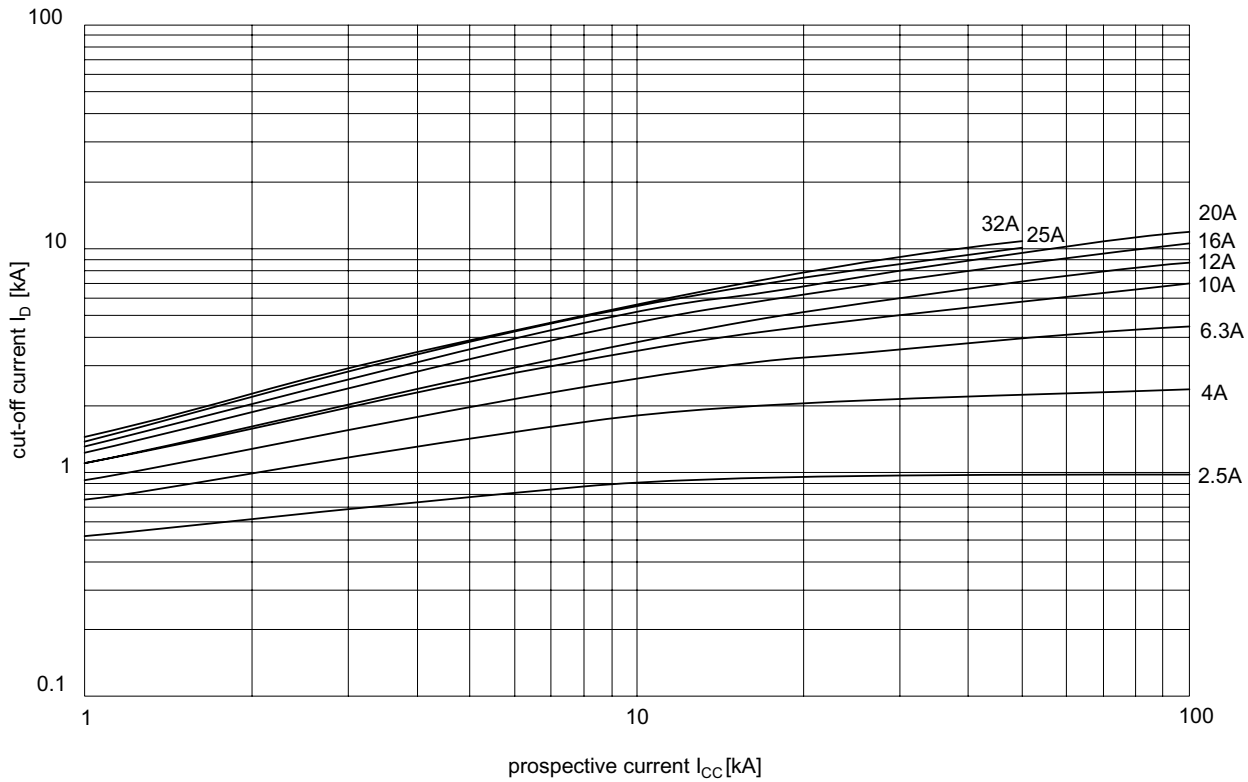


8523/1-CP-...-H100-000-...

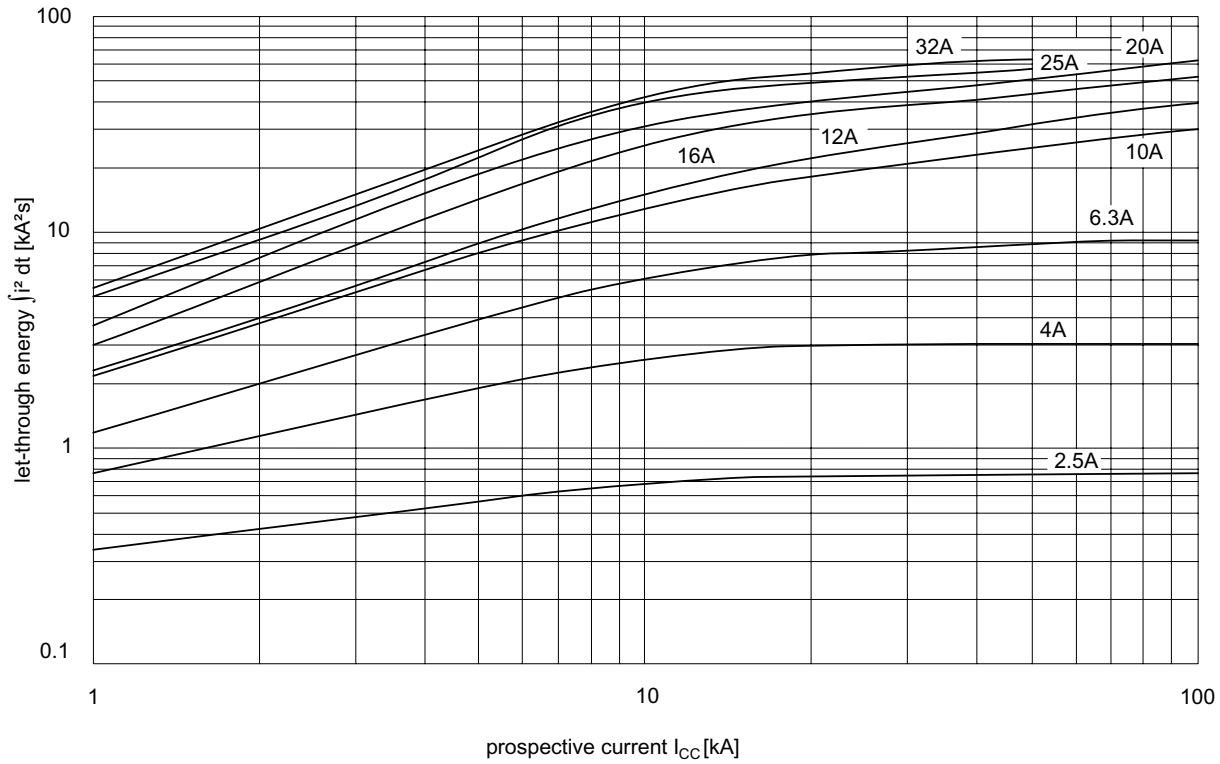


Tripping characteristic curve 1 to 1.6 A

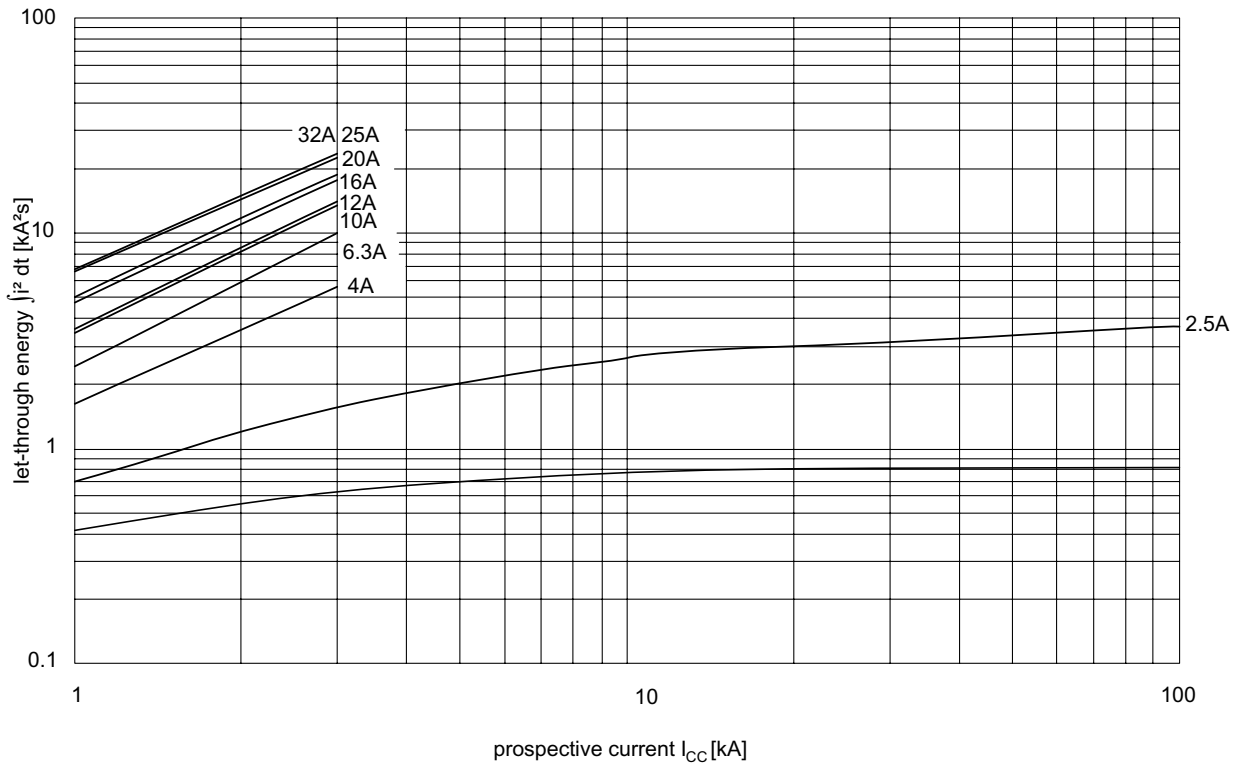
8523/1-MCP-GLA-1,60-H100-000-Y-4 Art. No. 341160



8523/1-MCP-GLA-1,60-H100-000-Y-4 Art. No. 341160



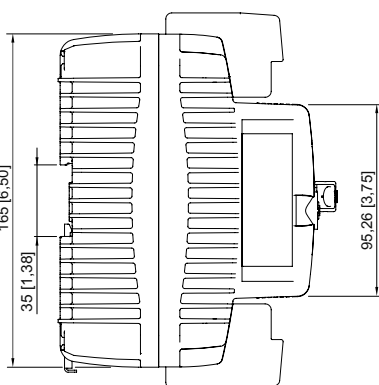
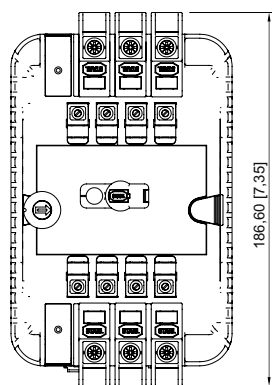
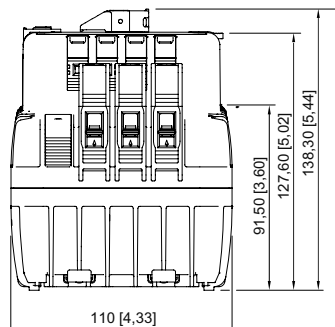
I<sup>2</sup>t-Characteristic at  $U_e = 400$  V



I<sup>2</sup>t-Characteristic at  $U_e = 690$  V

8523/1-MCP-GLA-1,60-H100-000-Y-4 Art. No. 341160

Dimensional Drawings (All Dimensions in mm [inches]) – Subject to Alterations



8523/1  
with auxiliary function

We reserve the right to make alterations to the technical data, dimensions, weights, designs and products available without notice. The illustrations cannot be considered binding.