



- Voltmeters in various versions, for Ex e enclosures
- Quicker comparison of measured values using externally adjustable red pointers on the device
- Selection of different voltage measuring ranges between 0 and 500 V

MY R. STAHL 8404B



R. STAHL Series 8404C6 voltmeters are installed in Ex e type of protection enclosures. They provide measured values which can be quickly compared with the desired values via a red pointer affixed on the outside. The devices work with a moving iron movement with accuracy class 2.5.

Technical Data

Explosion Protection

Scope of validity	European Union (ATEX) IECEX
Ex version	Ex e
Application range (zones)	1 2 21 22
IECEX gas certificate	IECEX SIQ 18.0001U
IECEX gas explosion protection	Ex eb mb IIC T6 ... T4 Gb
IECEX firedamp certificate	IECEX SIQ 18.0001U
IECEX firedamp protection	Ex eb mb I Mb
ATEX gas certificate	SIQ 18 ATEX 016 U
ATEX gas explosion protection	Ⓔ II 2 G Ex eb mb IIC T6 ... T4 Gb
ATEX firedamp certificate	SIQ 18 ATEX 016 U
ATEX firedamp protection	Ⓔ I M2 Ex eb mb I Mb
Marking ULus	Class I, Zone 1 AEx eb mb IIC T6, T5, T4 Gb U Class I, Div. 2, Groups A,B,C,D, T6
Marking cUL	Class I, Zone 1 Ex eb mb IIC T6, T5, T4 Gb U Class I, Div. 2, Groups A,B,C,D, T6
Certificates	ATEX (SIQ), Brazil (ULB), Canada / USA (UL), Canada (UL), IECEX (SIQ), Korea (KTL)

Electrical Data

Rated operational voltage AC	10 V
AC UL rated operational voltage	10 V
Rated insulation voltage	690 V
Frequency	50/60 Hz AC, DC
Power dissipation	1.9 VA
Movement	0 to 10 V
Overload capacity	2 x U _N 60 sec
Frequency range	16 – 100 Hz AC, DC

Control Devices

Moving iron voltmeter Direct measuring

Voltmeter

8404C6-10 Art. No. 263517



Ambient Conditions

Ambient temperature	-40 °C ... +40 °C (T6) -40 °C ... +55 °C (T5) -40 °C ... +70 °C (T4)
Ambient temperature	-40 °F ... +104 °F (T6) -40 °F ... +131 °F (T5) -40 °F ... +158 °F (T4)
Use at the height of	2000 m
Degree of contamination	3

Mechanical Data

Version	direct measuring
Degree of protection (IP)	IP54
Degree of protection (IP) terminals	IP20
Enclosure material	Polyamide
Silicone-free	No
Pane material	Glass
Terminals	Screw connector (strain-relief clamp)
Max. USA finely stranded/flexible connection terminals	11 AWG
Connection cross-section	4 mm ²
Min. connection cross section, solid	1 mm ²
Max. connection cross section, solid	6 mm ²
Min. connection cross-section, finely stranded	1 mm ²
Max. connection cross-section, finely stranded	4 mm ²
Stripping length	10 mm
Stripping length inch	0.39 in
Min. tightening torque	1.2 Nm
Min. tightening torque lb	10.62 lb
Max. tightening torque	1.5 Nm
Max. tightening torque lb	13.27 lb
Width	72 mm
Width in inches	2.83 in
Height	71.2 mm
Height, inches	2.8 in
Depth	72 mm
Depth, inches	2.83 in
Accuracy class	2.5
Weight	130 g
Weight	0.29 lb

Mounting / Installation

Mounting	Variant 1: Engage on DIN rail Variant 2: Mounting with screws on mounting plate
Mounting orientation	Vertical
Max. USA solid connection terminals	9 AWG

Control Devices

Moving iron voltmeter Direct measuring

Voltmeter

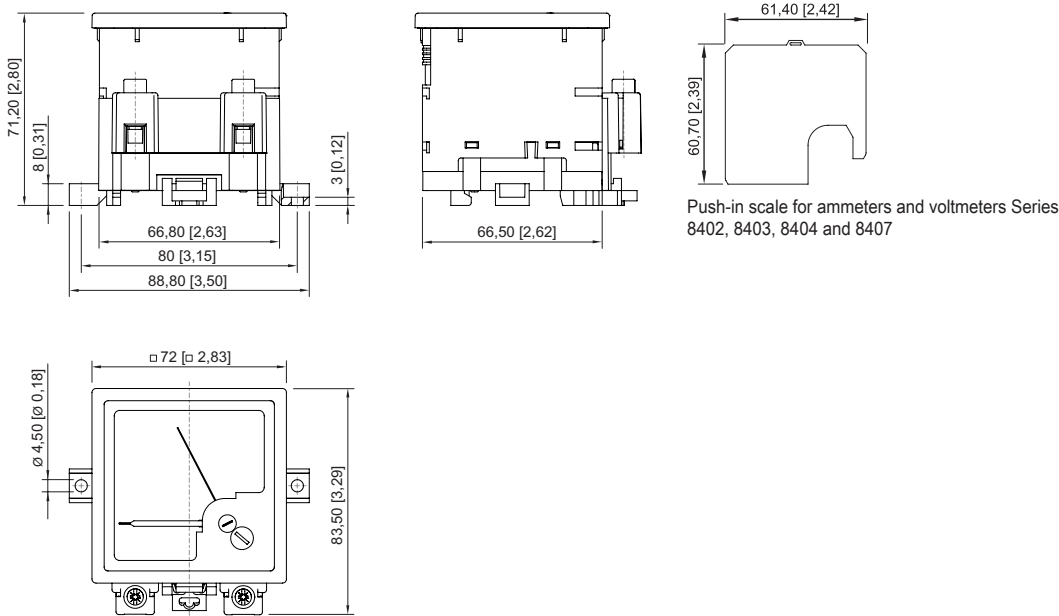
8404C6-10 Art. No. 263517




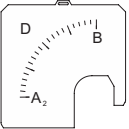
Components

Scale	0 to 10 V
-------	-----------

Dimensional Drawings (All Dimensions in mm [inches]) – Subject to Alterations



Spare Parts

Calotte		Art. No.
	72 x 72 mm calotte [2.83 x 2.83 inch]; IP66	155942
Push-in scale according to specification		Art. No.
	Mandatory information A ₂ = Measuring range start value B = Measuring range final value D = Unit	265190

We reserve the right to make alterations to the technical data, dimensions, weights, designs and products available without notice. The illustrations cannot be considered binding.