

8530/1-MCB-STA102-C1-500-3 Art. No. 267203



- Isolation function in accordance with EN60947-2
- Energy limitation class 3
- Simple replacement or expansion of your system thanks to a modular circuit breaker design
- Simple installation – it snaps onto the mounting rail in Ex e enclosures
- Non-adjustable thermal and magnetic releases
- Ergonomically shaped operating lever guarantees that the system can be switched on and off safely
- Padlocks (Accessories) provide protection against being switched on again during maintenance work

MY R. STAHL 8530A



R. STAHL 8530 series miniature circuit breakers are overcurrent devices that also provide good current limiting for short circuits and a high switching capacity of 10, 15 or 25 kA. This results in a low load on cables and a high selectivity for upstream fuses. The components have a modular design and are therefore available in 1- to 4-pole versions and for rated currents of 0.5-63 A. The maximum installation capacity is 4.5 subunits.

### Technical Data

#### Explosion Protection

Application range (zones)	1, 2
Application range (Zone) note	For use in Zone 21/22 when protected by Ex tb/tc enclosure
IECEx gas explosion protection	Ex db eb IIC Gb
ATEX gas explosion protection	II 2 G Ex db eb IIC Gb
Certificates	ATEX (FM), Brazil (ULB), China (CQST), IECEx (FM)
Declaration of conformity	Certificate of conformity (ATEX), China (CCC)

#### Electrical Data

AC rated operational voltage	230/400 V
Frequency	50/60 Hz
Rated operational current	1 A
Rated switching capacity	10 kA
Electrical service life	2 x 10 <sup>4</sup>
Mechanical service life	2 x 10 <sup>4</sup>
No. of poles	2-pole
1st auxiliary function	Auxiliary contact 1 change-over contact + fault signal contact 1 change-over contact
1st auxiliary function for AC rated voltage	230 V
1st auxiliary function for rated current max.	2 A
2nd auxiliary function	without
2nd auxiliary function voltage max. DC	-
Tripping characteristic	C

#### Ambient Conditions

Ambient temperature	-40 °C ... 70 °C
Ambient temperature	-40 °F ... 158 °F
Ambient temperature note	Deviating ambient temperatures based on current certificates available on request

8530/1-MCB-STA102-C1-500-3 Art. No. 267203

**Mechanical Data**

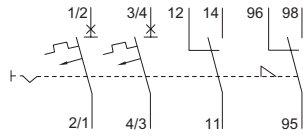
Degree of protection (IP) (IEC 60529)	IP2X
Enclosure material	Thermoplast
Connection cross section min.	1.5 mm <sup>2</sup>
Connection cross-section max.	25 mm <sup>2</sup>
Connection cross-section AWG min.	16 AWG
Connection cross-section AWG max.	4 AWG
Connection cross-section 2 min.	1.5 mm <sup>2</sup>
Connection cross-section 2 max.	10 mm <sup>2</sup>
Connection cross-section 2 AWG min.	16 AWG
Connection cross-section 2 AWG max.	8 AWG
Min. aux. cont. con. cr.-sect.	0.5 mm <sup>2</sup>
Max. aux. cont. conn. cr.-sec.	4 mm <sup>2</sup>
Min. aux. co. con. cr.-se. AWG	18 (unece.unit.AWG)
Connection cross-section of auxiliary contact AWG max.	14 (unece.unit.AWG)
Min. tightening torque	2 N · m
Max. tightening torque	3 N · m
Connection cross-section note	<p><b>2-conductor connection (upper and lower chamber at the same time):</b>                      - upper and lower chamber max. 16 / 10 mm<sup>2</sup> (A maximum difference of one cross section may be clamped between the upper and lower chamber.)</p> <p>The permitted combinations of connection cross-sections can be found in the operating instructions.</p>
Width	83 mm
Width, inches	3.27 in
Length	165 mm
Length in inches	6.5 in
Mounting depth	138.3 mm
Mounting depth in inches	5.44 in
Weight	1.3 kg
Weight	0 lb

**Mounting / Installation**

Tightening torque	2 – 3 N · m
Tightening torque lbf in	17.7 to 26.6 lbf-in
Tightening torque auxiliary contact	0.4 – 0.6 N · m
Tightening torque auxiliary contact lbf in	3.5 to 5.3 lbf in

8530/1-MCB-StA102-C1-500-3 Art. No. 267203

Technical Drawings – Subject to Alterations

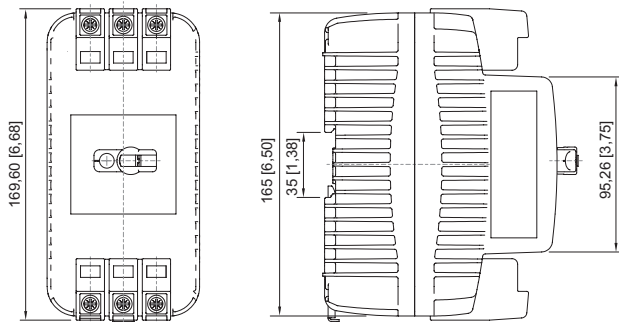
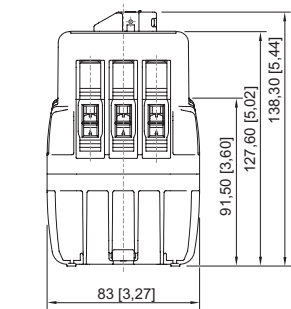


2-pole, auxiliary contact 1 change-over contact + fault signal contact 1 change-over contact



Tripping characteristic C

Dimensional Drawings (All Dimensions in mm [inches]) – Subject to Alterations



8530/1; 3 horizontal pitches

Accessories

Cylinder lock



for closing (bracket Ø 3)

Art. No.

107115

8530/1-MCB-STA102-C1-500-3 Art. No. 267203

---

### Fastening set



A fastening set for fastening the component on the mounting plate without a DIN rail

### Art. No.

276618

We reserve the right to make alterations to the technical data, dimensions, weights, designs and products available without notice. The illustrations cannot be considered binding.