

8040/1391-K0359 Art. No. 268151



- Flexible: Modular design and three sizes make customer-specific versions possible
- Lightweight enclosure made of glass fibre reinforced polyester resin (GRP), suitable for the marine industry and offshore applications

MY R. STAHL 8040B



With the R. STAHL Series 8040 control device system, you can get a clear overview of the control devices. The three combinable sizes and the modular design offer flexibility. You can choose from one standard version and customised variants.

Technical Data

Explosion Protection

Scope of validity	IECEX European Union European Union (ATEX)
Application range (zones)	1, 2, 21, 22
IECEX gas certificate	IECEX PTB 06.0025
IECEX gas explosion protection	Ex db eb IIC T6 Gb
IECEX dust certificate	IECEX PTB 06.0025
IECEX dust explosion protection	Ex tb IIIC T80 °C Db
ATEX gas certificate	PTB 01 ATEX 1105
ATEX gas explosion protection	⊕ II 2 G Ex db eb IIC T6 Gb
ATEX dust certificate	PTB 01 ATEX 1105
ATEX dust explosion protection	⊕ II 2 D Ex tb IIIC T80 °C Db
Certificates	ATEX (PTB), IECEX (PTB)
Declaration of Conformity	ATEX (EUK)
Explosion protection note	Product label may vary. Series devices are labelled with ATEX and IECEX.

Electrical Data

Rated operational voltage AC	690 V
Rated operational current	6 A (T6)

Ambient Conditions

Ambient temperature	-50 °C ... +40 °C (T6)
Ambient temperature	-58 °F ... +104 °F (T6)

Mechanical Data

Degree of protection IP (IEC 60529)	IP66
Enclosure material	Polyester resin, Glass fibre reinforced
Enclosure colour	Dark grey
Silicone-free	No
AWG clamping range	14 AWG
Connection cross-section max.	2.5 mm ²

Control and signalling devices

Control device system ConSig 8040 series



8040/1391-K0359 Art. No. 268151

Mechanical Data

Solid connection cross section	0.32 – 2.5 mm ²
Connection cross-section AWG single stranded	22 AWG ... 14 AWG
Finely stranded connection cross section	0.32 – 2.5 mm ²
Finely stranded connection cross-section AWG	22 AWG ... 14 AWG
Cover fixing type	With captive screws, M4 stainless steel screws
Width	80 mm
Width, inches	3.15 in
Height	185 mm
Height in inches	7.28 in
Depth	72 mm
Depth in inches	2.76 in
Seal	Silicone, foamed
Weight	467 g
Weight	1.03 lb

Mounting / Installation

Tightening torque of cover screw 1	1.4 Nm
Tightening torque of cover screw 1 lbf in	12.4 lbf in

Components

Installation position top	Indicator lamp bezel, Red, With silicone seal
Built-in element top	LED indicator lamp
Installation position bottom	Large handle, 0-I, With silicone seal
Built-in element bottom	Control switch 002
No. poles on bot. built-in el.	2
Flange and plates	Polyester resin flange, bottom
Entry type	Standard 8161, moulded material
Entry 1	2 x 8161/8-M25-1707-LT
Entry 1 type	Polyamide cable gland, black
Entry 1	M25 x 1.5
Entry 1 terminal area	7 – 17 mm
Entry 1 clamping range, inch	0.28 – 0.67 in
Metal entry possible 1	No

Accessories

Indicator lamp bezel

BG054		Art. No.
	Diameter 39 mm All colours Silicone-free: No	223123

Spare Parts


Labels for large BG 728, BG 729, BG 730, BG 731 rotary actuator	Art. No.
---	----------

Control and signalling devices

Control device system ConSig 8040 series




8040/1391-K0359 Art. No. 268151

	Dia. 58 0 I	227009
--	----------------	--------


LED indicator lamp Ex de

Art. No.

	12 to 240 V, white	237971
--	--------------------	--------

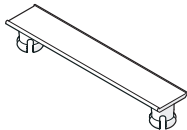
Rotary actuator Maxi BG736

Art. No.

	8602C3-736-S-XXX-E08 Ø 64 mm Handle colour: Black Protective collar colour: Black Front panel mounting -60 °C ... 70 °C Silicone-free: No Lockable option (max. 3 times) can be determined using the enclosed closing parts. Lockable handle position: Not defined. In the unmounted assemblies, the standard label is 0/OFF-I/ON; 0-EIN; AUS-AUTO-EIN; AUTO-0-BETRIEB-I and the long coupling part is enclosed. Other labels must be ordered separately.	318418
--	--	--------

Tag label

Art. No.

	plain for attaching to enclosure 8040; moulded material; with paper insert strip	130673
--	--	--------

We reserve the right to make alterations to the technical data, dimensions, weights, designs and products available without notice. The illustrations cannot be considered binding.