



- Redundant supply increases availability
- Operating states are easy to set and adjust using the DIP switch
- Can be used for Series 91xx and 92xx ISpac

**MY R. STAHL 9193A**



The Series 9193 supply module supplies the pac-Bus with auxiliary power and reads out any line fault messages or auxiliary power failures for all of the ISpac devices installed on the pac-Bus. The supply current of up to 4 A is sufficient for approximately 30 to 50 modules. Power can be supplied using a single or redundant system. The device has an interchangeable fuse.

**Technical Data**

<b>Explosion Protection</b>	
Application range (zones)	2
IECEX gas certificate	IECEX BVS 10.0042 X
IECEX gas explosion protection	Ex ec nC IIC T4 Gc
ATEX gas certificate	BVS 03 ATEX E 213 X
ATEX gas explosion protection	Ex II 3 G Ex ec nC IIC T4 Gc
FMus certificate	FM16US0122X
cFM certificate	FM16CA0067X
Marking cFMus	Class I, Div. 2, Groups A,B,C,D; Class I, Zone 2, IIC T4 at Ta = 70°C
Certificates	ATEX (BVS), Canada (FM), China (NEPSI), IECEX (BVS), India (PESO), USA (FM)
Ship approval	CCS, EU RO MR (DNV)
Declaration of Conformity	ATEX (EUK), China (CCC)
<b>Electrical Data</b>	
Number of channels	1
Redundancy	Yes, diode-decoupled
Supply	24 V/4 A, primary + redundant
<b>Auxiliary Power</b>	
Auxiliary power	24 V DC
Auxiliary power voltage range	18 to 31.2 V
Residual ripple	< 3.6 Vss
Nominal current	4 A
Max. power dissipation	2.5 W
Polarity reversal protection	Yes
Operation indication	Green PWR1, PWR2 LED
<b>Output</b>	
Output	24 V/max. 4 A, pac-Bus supply

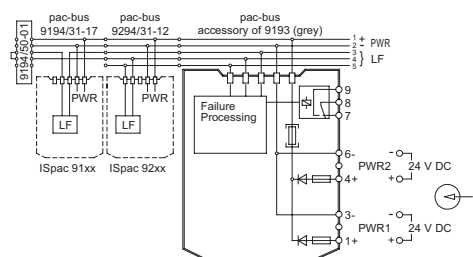
<b>Output</b>	
Collective error message	35 V/100 mA relay contact
“LF 92xx” switch user adjustment	Line fault detection for Series 92xx ISpac modules activated or deactivated.
“LF 91xx” switch user adjustment	Error detection for Series 91xx ISpac modules activated or deactivated.
“PWR2” switch user adjustment	Auxiliary power failure message for redundant supply activated or deactivated.

<b>Ambient Conditions</b>	
Ambient temperature	-40 °C ... +70 °C (Single device) -40 °C ... +55 °C (Group assembly)
Storage temperature	-40 °C ... +80 °C
Storage temperature	-40 °F ... +176 °F
Maximum relative humidity	95%
Use at the height of	< 2000 m

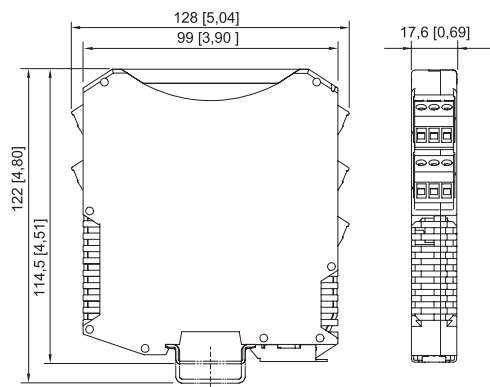
<b>Mechanical Data</b>	
Degree of protection (IP)	IP30
Degree of protection (IP) terminals	IP20
Fire resistance (UL 94)	V0
Enclosure material	Polyamide
Connection cross-section	0.2 to 2.5 mm <sup>2</sup> flexible
Grid dimension	17.6 mm
Width	17.6 mm
Width, inches	0.69 in
Height	114.5 mm
Height, inches	4.51 in
Length	114 mm
Length, inches	4.25 in
Mounting depth, inches	4.51 in
Weight	135 g
Weight	0.3 lb

<b>Mounting / Installation</b>	
Mounting type	DIN rail NS35/15, NS35/7.5
Mounting orientation	Vertical Horizontal
Connection type	Spring clamp terminal
Min. rigid conductor cross section	0.2 mm <sup>2</sup>
Max. rigid conductor cross section	2.5 mm <sup>2</sup>
Min. flex conductor cross section	0.2 mm <sup>2</sup>
Max. flex conductor cross section	2.5 mm <sup>2</sup>
Connection cross-section AWG	24 – 14
Note	A special pac-Bus element (colour: Grey) is included in the scope of delivery.

**Technical Drawings – Subject to Alterations**




**Dimensional Drawings (All Dimensions in mm [inches]) – Subject to Alterations**



ISpac Series 9146, 9147, 9160, 9162, 9163, 9165, 9167, 9170, 9172, 9175, 9176, 9180, 9182, 9193, ISbus Series 9412 with spring clamp terminal

**Spare Parts**

Fuse		Art. No.
	Replacement for the back-up fuse of the 9193/21-11-11 supply module	111412

We reserve the right to make alterations to the technical data, dimensions, weights, designs and products available without notice. The illustrations cannot be considered binding.