

# Installation equipment

## Wall-mounting socket 16 A



8570/11-407-S-01-0-00-XXX Art. No. 273927



- Different voltage ranges according to EN 60309
- Large temperature range of use
- High mechanical impact and shock resistance
- Perfect protection against penetration of liquids and dusts
- 3D data for download on the website
- Variants for use in USA/Canada available on request

MY R. STAHL 8570N



The R. STAHL 8570/11 series SolConeX sockets for Zone 1/21 in a 3-, 4- and 5-pole version have full AC-3 switching capacity up to 16 A. The high degree of protection IP66 ensures maximum protection against the ingress of dust and water in any application position. Self-cleaning lamellar contacts provide optimum contact and the plugs can be inserted and removed in the zero position quickly and easily. The load disconnect switch, with mechanical locking device and a handle that can be locked in the 0 or I position, is an additional safety feature.

Further product options available:

- Further voltage ranges according to EN 60309
- Silicone-free versions
- Ex e or Ex i auxiliary contacts for control and signalling purposes – can also be retrofitted
- With NAMUR resistor circuitry
- External earth connection
- Customer-specific label plates
- Plates also in stainless steel
- Additional entries – also in metal

## Technical Data

### Explosion Protection

|                                 |  |
|---------------------------------|--|
| Scope of validity               | European Union (ATEX)<br>IECEX   |
| Scope of validity Note          | Other country markings available on request                                      |
| Application range (zones)       | 1<br>2<br>21<br>22   |
| IECEX gas certificate           | IECEX PTB 05.0023  |
| IECEX gas explosion protection  | Ex db eb IIC T6 ... T5 Gb  |
| IECEX dust certificate          | IECEX PTB 05.0023  |
| IECEX dust explosion protection | Ex tb IIIC T73 °C Db   |
| ATEX gas certificate            | PTB 03 ATEX 1227   |
| ATEX gas explosion protection   | Ex II 2 G Ex db eb IIC T6 ... T5 Gb  |
| ATEX dust certificate           | PTB 03 ATEX 1227   |
| ATEX dust explosion protection  | Ex II 2 D Ex tb IIIC T73 °C Db   |
| Certificates                    | ATEX (PTB), Brazil (ULB), China (CQST), IECEX (PTB), India (PESO), Taiwan (ITRI) |
| Ship approval                   | DNV  |
| Declaration of Conformity       | ATEX (EUK), China (CCC)  |

# Installation equipment

## Wall-mounting socket 16 A



8570/11-407-S-01-0-00-XXX Art. No. 273927

### Electrical Data

|                                  |   |
|----------------------------------|---|
| Rated operational voltage        | 480 to 500 V AC   |
| Rated operational current        | 16 A  |
| Rated operational current note   | Usable for up to 20 A depending on the connection cross-section                       |
| Electrical service life          | > 5x10 <sup>3</sup> switching cycles  |
| Mechanical service life          | > 5x10 <sup>3</sup> switching cycles  |
| Type of voltage                  | Low voltage   |
| Utilisation category             | AC-3: 690 V / 16 A<br>AC-3: 500 V / 20 A<br>DC-1: 110 V / 16 A<br>UL508: 600 V / 20 A |
| Switching capacity main contacts | 4 kW: 200 to 250 V AC<br>7.5 kW: 380 to 500 V AC<br>11 kW: 600 to 690 V AC            |
| Frequency range                  | 50 / 60 Hz  |

### Device Specific Data

|   |         |
|---|---------|
| Back-up fuse with thermal protection    | 35 A gG |
| Back-up fuse without thermal protection | 16 A gG |

### Ambient Conditions

|                          |  |
|--------------------------|--|
| Ambient temperature      | -50 °C to +65 °C   |
| Ambient temperature      | -58 °F to +149 °F  |
| Ambient temperature note | For further information, see the operating instructions. |

### Mechanical Data

|  |   |
|--|---|
| Degree of protection IP (IEC 60529)          | IP66  |
| IP degree of protection (IEC 60079)          | IP64  |
| Enclosure material                           | Polyamide, Glass fibre reinforced                 |
| Silicone-free                                | No  |
| Solid connection cross-section               | 1 x 1.5 mm <sup>2</sup> ... 2 x 6 mm <sup>2</sup> |
| Connection cross-section AWG single stranded | 1 x AWG 16 ... 2 x AWG 10                         |
| Finely stranded connection cross-section     | 1 x 1.5 mm <sup>2</sup> ... 2 x 4 mm <sup>2</sup> |
| Finely stranded connection cross-section AWG | 1 x AWG 16 ... 2 x AWG 12                         |
| Width  | 115 mm  |
| Width in inches                              | 4.53 in   |
| Height                                       | 180 mm  |
| Height, inches                               | 7.08 in   |
| Length                                       | 247 mm  |
| Length, inches                               | 9.73 in   |
| Impact strength (IEC 60079)                  | 7 J   |
| Impact strength (IEC 62262)                  | IK10  |
| Colour code                                  | Black   |
| Coding (clock hour position)                 | 7   |
| Lockable in                                  | in 0- and I-position                              |
| Interlock                                    | Prevents the plug from being pulled under load    |
| Series                                       | SolConeX  |
| Detailed number of poles                     | 3 P + PE  |

# Installation equipment

## Wall-mounting socket 16 A



8570/11-407-S-01-0-00-XXX Art. No. 273927

### Mechanical Data

|        |         |
|--------|---------|
| Weight | 1.35 kg |
| Weight | 2.98 lb |

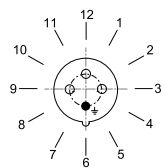
### Mounting / Installation

|            |                |
|------------|----------------|
| Connection | Screw terminal |
|------------|----------------|

### Components

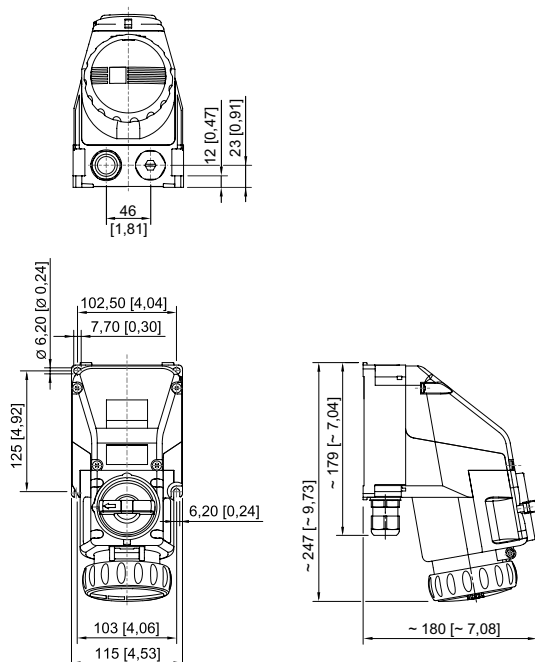
|                              |   |
|------------------------------|---|
| Cable entry note             | Entry 1: Lower left<br>Entry 2: Lower right |
| Entry 1 model                | 8161/7-M25-1707-LT                          |
| Entry 1 type                 | Polyamide cable gland                       |
| Entry 1                      | M25 x 1.5                                   |
| Entry 1 terminal area        | 7 – 17 mm                                   |
| Entry 1 clamping range, inch | 0.28 – 0.67 in                              |
| Metal entry possible 1       | No  |
| Entry 2 model                | 8290/3-M25                                  |
| Entry 2 type                 | Polyamide stopping plug                     |
| Entry 2                      | M25 x 1.5                                   |
| Metal entry possible 2       | No  |

### Technical Drawings – Subject to Alterations



Position of clock hour position  
Example: 6 h position

### Dimensional Drawings (All Dimensions in mm [inches]) – Subject to Alterations

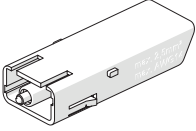


4-pole/5-pole wall-mounting socket

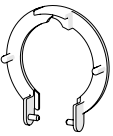
8570/11-407-S-01-0-00-XXX Art. No. 273927

## Accessories

### Auxiliary contact optional, pluggable by the user, easy to retrofit

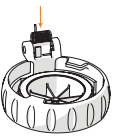
|   | Art. No. |
|---|----------|
|  <p>1 NC<br/>Max. 500 V AC, max. 110 V DC<br/>Max. 6 A<br/>1 x 0.5 to 2 x 2.5 mm<sup>2</sup>, solid/finely stranded</p> | 150680   |
| <p>1 NC, gold-plated contact<br/>Max. 500 V AC, max. 110 V DC<br/>Max. 6 A<br/>1 x 0.5 to 2 x 2.5 mm<sup>2</sup>, solid/finely stranded</p>   | 150684   |
| <p>1 NO<br/>Max. 500 V AC, max. 110 V DC<br/>Max. 6 A<br/>1 x 0.5 to 2 x 2.5 mm<sup>2</sup>, solid/finely stranded</p>  | 150682   |
| <p>1 NO, gold-plated contact<br/>Max. 500 V AC, max. 110 V DC<br/>Max. 6 A<br/>1 x 0.5 to 2 x 2.5 mm<sup>2</sup>, solid/finely stranded</p>   | 150686   |

### Dust cover for sockets, Series 8570

|  | Art. No. |
|--|----------|
|  <p>Retrofittable dust protection for 4-pole sockets</p> | 255003   |

## Spare Parts

### Repair set for Series 8570 sockets

|   | Art. No. |
|---|----------|
|  <p>Repair set 8570 hinged cover, 4-pole, black</p> | 274114   |

We reserve the right to make alterations to the technical data, dimensions, weights, designs and products available without notice. The illustrations cannot be considered binding.