



- For the internal electrical connection between CPU & power module and 8 I/O modules for Div. 1, Zone 1 and 16 I/O modules for Div. 2, Zone 2
- Redundant data bus, power bus with high availability
- Simple, protected installation in NS35/15 DIN rails
- Passive component with redundancy and high availability

MY R. STAHL 9494A




The series 9494 bus rails are used as a backplane bus for the IS1+ remote I/O system. They include an Ex i power bus boasting high availability, a redundant Ex i data bus and address lines. The bus rails are available for 2 or 4 modules and can be combined for up to 18 slots. The BusRail extension cable can be used to place BusRail segments anywhere in the field enclosure.

	NEC® 500 CE Code Appendix J					
	Class I		Class II		Class III	
Division	1	2	1	2	1	2
Ex interface						
Installation in	•	•				

	CE Code Section 18					
	NEC® 505			NEC® 506		
	Class I					
Zone	0	1	2	20	21	22
Ex interface						
Installation in		•	•			

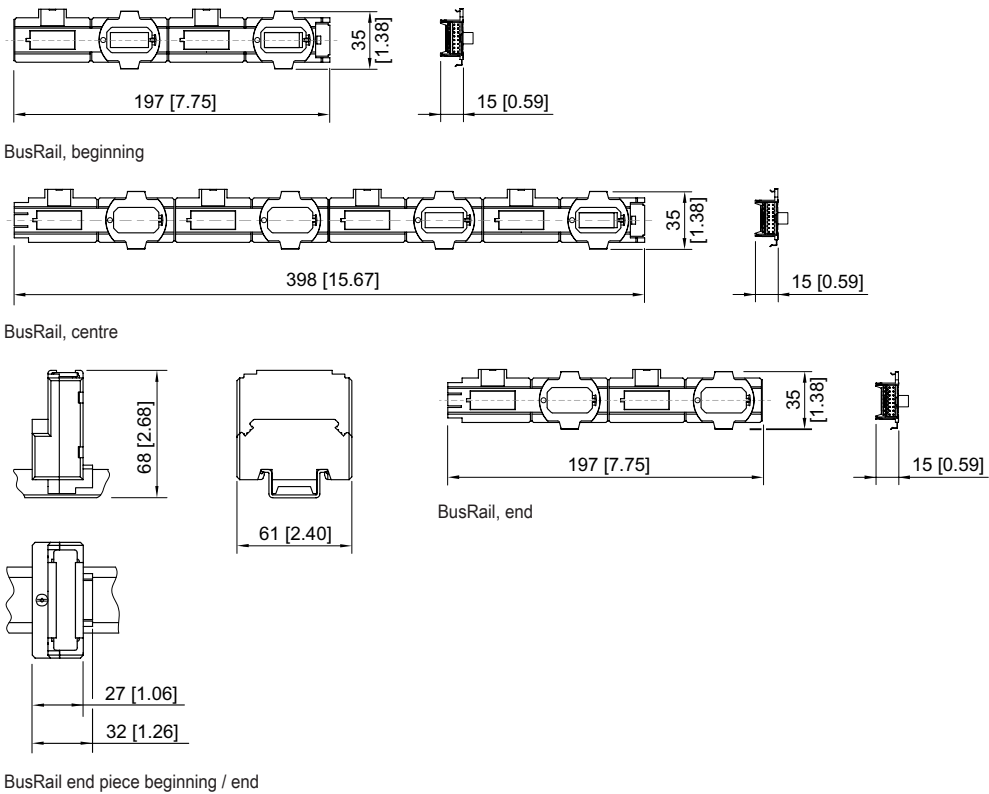
	IECEX / ATEX					
	Class I					
Zone	0	1	2	20	21	22
Ex interface						
Installation in		•	•			

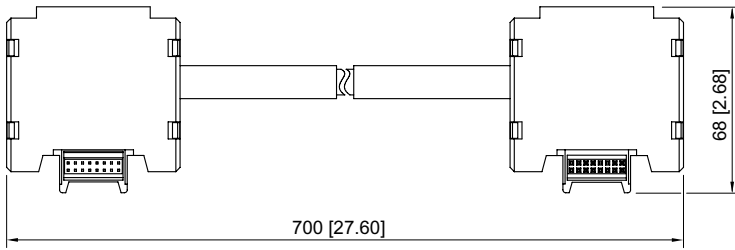
Selection Table					
Product variant IS1+ Remote I/O BusRail					
Figure	Version	Max. BusRail length	Product Type	Art. No.	Weight
	For 2 modules, beginning	118 in / 3 m, incl. connection cable	9494/S1-B2	261798	62 g
	For 2 modules, end	118 in / 3 m, incl. connection cable	9494/S1-E2	261799	62 g
	For 4 modules	118 in / 3 m, incl. connection cable	9494/S1-M4	261800 ▲	100 g
Product variant IS1+ Remote I/O BusRail connecting line					
Figure	Version	Max. BusRail length	Product Type	Art. No.	Weight
	27.56 in / 70 cm	118 in / 3 m, incl. connection cable	9494/L1-V7	261795	210 g
	43.31 in / 110 cm	118 in / 3 m, incl. connection cable	9494/L1-V8	261796 ▲	260 g
	Length acc. to specification	118 in / 3 m, incl. connection cable	9494/L1-V9	162867	69 g
Product variant IS1+ Remote I/O BusRail end piece					
Figure	Version	Max. BusRail length	Product Type	Art. No.	Weight
	Beginning	-	9494/A1-B0	261933 ▲	44 g

Selection Table					
Product variant		IS1+ Remote I/O BusRail end piece			
Figure	Version	Max. BusRail length	Product Type	Art. No.	Weight
	End	-	9494/A1-E0	261934	44 g

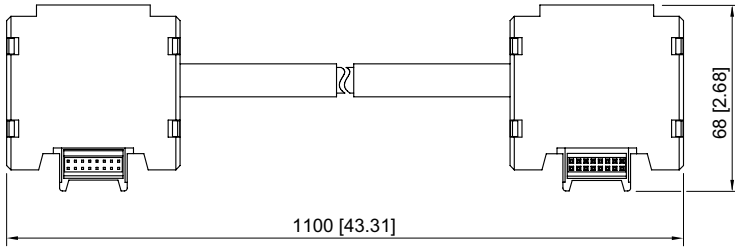
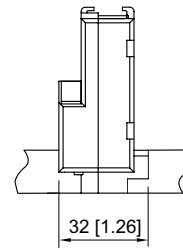
Technical Data	
Explosion Protection	
FMus certificate	FM17US0332X
cFM certificate	FM16CA0134X
Marking cFMus	IS, Class I,II,III, Div. 1, Groups A,B,C,D; Class I, Zone 1, AEx/Ex ia Group IIC T4 at Ta = 75°C See Doc. 9494 6 031 001 1
IECEX gas explosion protection	Ex ia IIC T4 Gb
Certificates	ATEX (PTB), Canada (FM), China (NEPSI), IECEX (PTB), Korea (KTL), USA (FM)
Electrical Data	
Engineering note	The BusRail is available in lengths for 2 or 4 modules. One end piece each is necessary at the beginning and the end. The end pieces are available as "BusRail beginning" and "BusRail end" as well as with an integrated connecting line. The connecting line allows for multiple BusRail segments to be set up in one enclosure.
Ambient Conditions	
Ambient temperature °F	-40°F ... +167°F
Ambient temperature °C	-40°C ... +75°C

Dimensional Drawings (All Dimensions in mm [inches]) – Subject to Alterations





BusRail Connection line



BusRail Connection line

