



- For single or redundant power supply to FOUNDATION Fieldbus H1 segments (High Power Trunk)
- Output > 28 V, up to 1 A, galvanically separated
- Integrated advanced physical layer diagnostics

MY R. STAHL 9412A



Single or redundant 9412 series fieldbus power supplies are used to supply an FF H1 High Power Trunk with up to 28 V/500 mA, and up to 1 A in Boost mode. In the background, they measure the advanced physical layer parameters, which can be reported via an Android smartphone or configurable integrated alarms. 9419 series bus carriers or DIN rails can be used for installation.

	NEC® 500 CE Code Appendix J					
	Class I		Class II		Class III	
Division	1	2	1	2	1	2
Ex interface						
Installation in		•				






	CE Code Section 18					
	NEC® 505			NEC® 506		
	Class I					
Zone	0	1	2	20	21	22
Ex interface						
Installation in			•			

	IECEX / ATEX					
	Zone 0		Zone 1		Zone 2	
Zone	0	1	2	20	21	22
Ex interface						
Installation in			•			

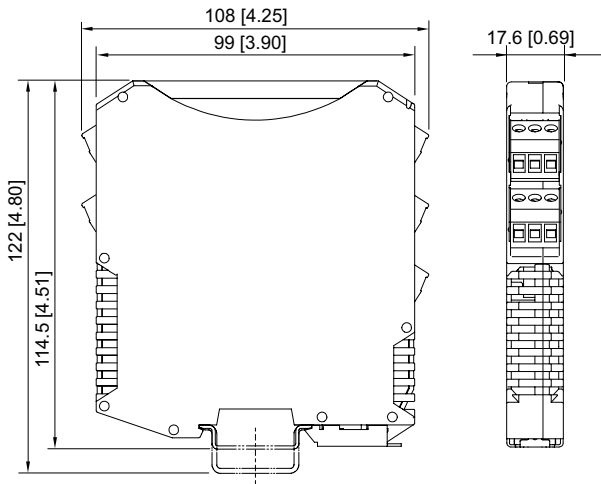
Selection Table				
Product variant	Fieldbus power supply			
Description	Output voltage electrical data	Product Type	Art. No.	Weight
Fieldbus power supply and diagnostics	≥ 28 V DC	9412/00-310-11s	200586	135 g
Fieldbus supply, diagnostics and adjustable warning level	≥ 28 V DC	9412/00-320-11s	200588	135 g

Technical Data		
Variant	9412/00-310-11s	
Explosion Protection		
FMus certificate	3026646	3026646
cFM certificate	3026646C	3026646C
Marking cFMus	Class I, Div. 2, Groups A,B,C,D; T4, Ta=70 °C Class I, Zone 2, AEx/Ex nA nC IIC T4, Ta=70 °C See Doc. 9412 6 031 001 1	Class I, Div. 2, Groups A,B,C,D; T4, Ta=70 °C Class I, Zone 2, AEx/Ex nA nC IIC T4, Ta=70 °C See Doc. 9412 6 031 001 1
IECEX gas explosion protection	Ex nA nC IIC T4 Gc	Ex nA nC IIC T4 Gc
Certificates	ATEX (BVS), Brazil (ULB), Canada (FM), IECEX (BVS), International (FF), USA (FM)	ATEX (BVS), Brazil (ULB), IECEX (BVS), International (FF)
Electrical Data		
Data interface	Serial, at the front (RS232)	Serial, at the front (RS232)
Fieldbus specification	IEC 61158-2, FOUNDATION™ Fieldbus H1 FF-831	IEC 61158-2, FOUNDATION™ fieldbus H1 FF-831
Simplex mode output current	10 to 500 mA	10 to 500 mA
Redundancy mode output current	10 to 500 mA (2x250 mA per 9412)	10 to 500 mA (2x250 mA per 9412)
Boost mode output current	10 mA to 1 A (2x500 mA per 9412)	10 mA to 1 A (2x500 mA per 9412)

Technical Data		
Variant	9412/00-310-11s	
Electrical Data		
EOL resistor	Integrated, switchable	Integrated, switchable
Error message	Overload, short circuit and physical layer values: Trunk voltage/ current, signal level, noise, jitter, imbalance	Overload, short circuit and physical layer values: Trunk voltage/ current, signal level, noise, jitter, imbalances
Auxiliary Power		
Nominal voltage V_{nom}	24 V DC	24 V DC
Auxiliary power voltage range	18 to 32 V	18 to 32 V
Current consumption	730 mA @ 24 V	730 mA @ 24 V
Max. power dissipation	3.35 W	3.35 W
Device Specific Data		
Error messaging device	Relay contact (30 V DC/100 mA),	Relay contact (30 V DC/100 mA),
Error detection	Overload Short circuit Physical layer values	Overload Short circuit Physical layer values
Signal quality level setting	"SIGNAL QUALITY" rotary switch	
LED signal quality segment	"OK" LED, green "WARNING" LED, yellow "BAD" LED, red	
Ambient Conditions		
Ambient temperature °F	-4 °F ... +158 °F	-4 °F ... +158 °F
Ambient temperature °C	-20 °C ... +70 °C	-20 °C ... +70 °C

Accessories				
Figure	Description	Product Type	Art. No.	Weight
Yokogawa bus-Carrier				
	Yokogawa bus-Carrier for eight segments, simplex	9419/08F-YO1-01A5	221454	600 g
	Yokogawa bus-Carrier for four segments, redundant	9419/04R-YO1-02A5	221455	600 g
	Yokogawa bus-Carrier for eight segments, redundant	9419/08R-YO1-02A5	221456	1.2 kg
bus-Carrier				
	bus-Carrier for four segments, redundant	9419/04R-XX1-02C1	208746	600 g
	bus-Carrier for eight segments, simplex	9419/08F-XX1-01C1	208745	600 g
	bus-Carrier for eight segments, redundant	9419/08R-XX1-02C1	208747	1.2 kg
bus-Carrier for linking device				
	bus-Carrier for linking device for four segments, simplex	9419/04F-LD1-01E1	250240	712 g
	bus-Carrier for linking device for four segments, redundant	9419/04R-LD1-02E1	250241	980 g
	bus-Carrier for linking device for eight segments, simplex	9419/08F-LD1-01E1	250242	1.01 kg

Dimensional Drawings (All Dimensions in mm [inches]) – Subject to Alterations



ISpac Series 9143, 9146, 9147, 9160, 9162, 9163,
9165, 9167, 9170, 9172, 9175, 9176, 9180, 9182,
9193, ISbus Series 9412 with screw terminal