



- Ready to install in NEC; CEC Class I, II, Div. 2 and Zone 2 areas
- 316SS NEMA 4X enclosures (based on 8150)
- I/O modules need to be purchase separately
- Ex interface depends on selected I/O modules

06 b

WebCode **8150N**



With the IS1+ standard enclosures for Cl. I, II, Div. 2 and Zone 2, we offer you a variety of prefabricated field enclosures made from stainless steel 316SS. The communication module, power module, bus rails and sockets are included and already installed in the enclosure. Only need to add the I/O modules and entries to the system.

	NEC® 500 CEC Appendix J					
	Class I		Class II		Class III	
Division	1	2	1	2	1	2
Ex interface						
Installation in		•		•		

	CEC Section 18					
	NEC® 505 Class I			NEC® 506		
Zone	0	1	2	20	21	22
Ex interface						
Installation in			•			

	IECEX / ATEX					
	Zone	0	1	2	20	21
Ex interface						
Installation in			•			

Selection Table				
Product Description	IS1+ Remote I/O NEC/CEC standard enclosure With shielding bar Blue cable duct and gateway			
Dimensions (WxHxD)	Built-in unit 1	Built-in unit 2	Product Type	Art. No.
23.6 in x 23.6 in x 9.1 in 600 mm x 600 mm x 230 mm	1 x BusRail for 8 slots (1 x CPM, 7 x I/O – modules)	1 x Socket 9496/35-03-00	S-MP-C1D2-07	277002
30.9 in x 18.8 in x 9.1 in 787 mm x 480 mm x 230 mm	1 x BusRail for 6 slots (1 x CPM, 5 x I/O – modules)	1 x Socket 9496/35-03-00	S-MP-C1D2-05	277001
31.5 in x 39.7 in x 11.8 in 800 mm x 1000 mm x 300 mm	1 x BusRail for 12 slots (1 x CPM, 11 x I/O – modules)	1 x Socket 9496/35-03-00	S-MP-C1D2-11	277003
31.5 in x 39.7 in x 11.8 in 800 mm x 1000 mm x 300 mm	1 x BusRail for 16 slots (1 x CPM, 15 x I/O – modules)	1 x Socket 9496/35-03-00	S-MP-C1D2-15	277004

Once the IS1+ components (available separately) have been installed, the enclosures can be used in Cl. I, II, Div. 2 and Class I, Zone 2 as well as Zone 2.

Standard Solution: Drawings are provided upon request.

Technical Data	
Explosion Protection	
FMus certificate	FM17US0332X
cFM certificate	FM16CA0134X
IECEX gas certificate	yes
Marking cFMus	Class I, Div. 2, Groups A,B,C,D; Class I, Zone 2, AEx/Ex ... T4 Gc
Notes	Explosion protection is based on the I/O modules installed

Technical Data	
Electrical Data	
Protocols	Profibus DP EtherNet/IP Modbus TCP PROFINET
Applicable IS1+ modules note	I/O modules need to be ordered and installed separately. I/O modules require terminal blocks for field wire connection.
Auxiliary Power	
Auxiliary power rated operating voltage	24 V DC (20 to 35 V DC)
Device Specific Data	
Cable duct	1 x (3" x 4" x 21")
Shield bus	Yes
Front door	1 x opening upwards 3 x cam lock With right cover support
Ambient Conditions	
Ambient temperature °F	-40 °F ... +167 °F
Ambient temperature °C	-40 °C ... +75 °C
Mechanical Data	
Grounding connection version	External M8 PE connection
Degree of protection (NEC UL 50)	NEMA 4X
Degree of protection (IP)	IP65
Enclosure material	Stainless steel, (AISI 316L) Brush finished
Sealing material	Silicone foam gasket
Silicone-free	No
Wall thickness inches	1.5"
Wall thickness	38 mm
Mounting / Installation	
Mounting orientation	Horizontal
Connection type	Screw connector
Components	
Built-in unit 3	1 x CPU 9442/35-10-00
Built-in unit 4	1 x Power module 9445/35-12 And connection set, item no. 261232
Cable Glands	No cable glands included.
Entry 1	No entries provided
Cable entry note	The entries should be done so that the enclosure maintains NEMA 4X rating. Contact factory for additional details if necessary.
Type of terminals 1	2 x UT2.5
Type of grounding terminal 1	1 x UT2.5-PE

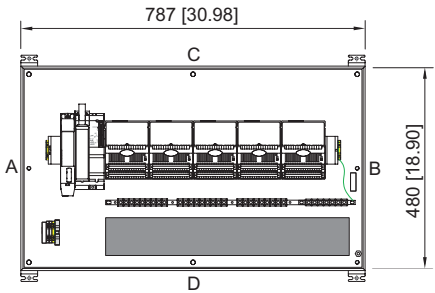
IS1+ Remote I/O Standard Enclosure NEC/CEC

for Cl. I, II, Div. 2 and Zone 2


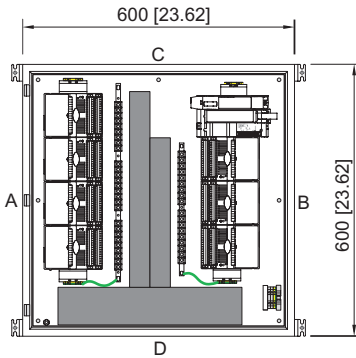


Dimensional Drawings (All Dimensions in mm [inches]) – Subject to Alterations

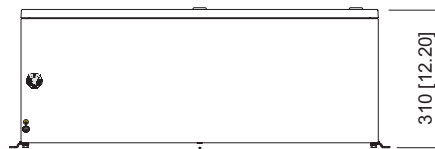
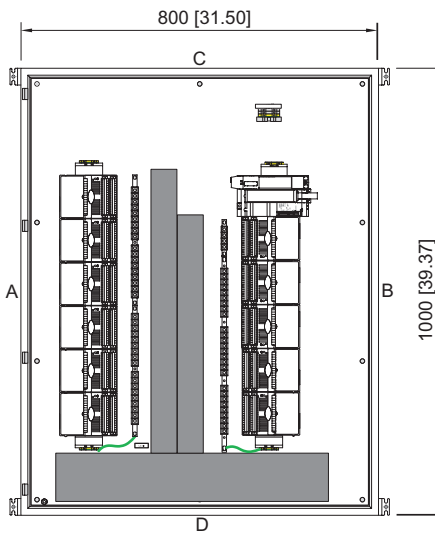
06 b




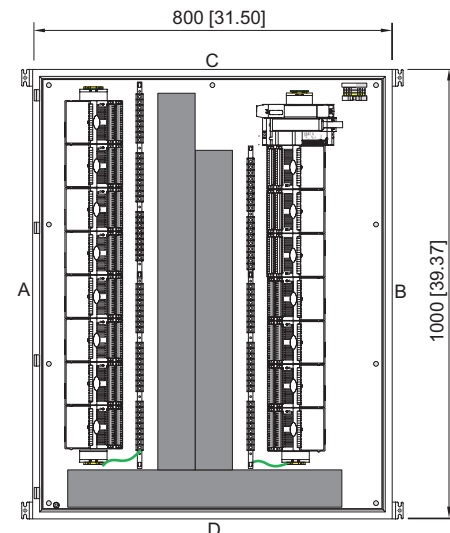
S-MP-C1D2-05



S-MP-C1D2-07



S-MP-C1D2-11



S-MP-C1D2-15