

- Ready to install in NEC; CEC Class I, Div. 1
- 316SS NEMA 4X enclosures (based on 8150 series)
- I/O modules need to be purchased separately
- Ex interface depends on selected I/O modules

06 b

WebCode 81500



With the IS1+ standard enclosures for Cl. I, Div. 1, we offer you a variety of prefabricated field enclosures made from stainless steel 316SS. The communication module, power module, bus rails and sockets are included and already installed in the enclosure. Only need to add the I/O modules and entries to the system.

	NEC® 500 CEC Appendix J					
	Class I		Class II		Class III	
Division	1	2	1	2	1	2
Ex interface						
Installation in	•	•		•		

	CEC Section 18					
	NEC® 505 Class I			NEC® 506		
Zone	0	1	2	20	21	22
Ex interface						
Installation in		•	•			

	IECEx / ATEX					
	Zone	0	1	2	20	21
Ex interface						
Installation in			•			

Selection Table				
Dimensions (WxHxD)	23.6 in x 23.6 in x 9.1 in / 600 mm x 600 mm x 230 mm			
Product Description	IS1+ Remote I/O NEC/CEC standard enclosure With shielding bar, cable duct And communication gateway			
Product variant	Built-in unit 1	Built-in unit 2	Product Type	Art. No.
Ethernet IP for up to 4 I/O Modules	1 x BusRail for 4 slots (1 x CPM, 4 x I/O – modules)	1 x Socket, single, Ethernet IP 9492/ 13-13-41	S-EIP-C1D1-04	276992
Modbus TCP for up to 4 I/O Modules	1 x BusRail for 4 slots (1 x CPM, 4 x I/O – modules)	1 x Socket, single, Modbus TCP 9492/ 13-13-31	S-TCP-C1D1-04	276994
ProfiNET for up to 4 I/O Modules	1 x BusRail for 4 slots (1 x CPM, 4 x I/O – modules)	1 x Socket, single, ProfiNET 9492/ 13-13-31	S-PN-C1D1-04	276993
Dimensions (WxHxD)	29.9 in x 29.9 in x 11.8 in / 760 mm x 760 mm x 300 mm			
Product Description	IS1+ Remote I/O NEC/CEC standard enclosure With shielding bar Blue cable duct and gateway			
Product variant	Built-in unit 1	Built-in unit 2	Product Type	Art. No.
Ethernet IP for up to 8 I/O Modules	1 x BusRail for 8 slots (1 x CPM, 8 x I/O – modules)	1 x Socket, single, Ethernet IP 9492/ 13-13-41	S-EIP-C1D1-08	276995
Modbus TCP for up to 8 I/O Modules	1 x BusRail for 8 slots (1 x CPM, 8 x I/O – modules)	1 x Socket, single, Modbus TCP 9492/ 13-13-31	S-TCP-C1D1-08	276997
ProfiNET for up to 8 I/O Modules	1 x BusRail for 8 slots (1 x CPM, 8 x I/O – modules)	1 x Socket, single, ProfiNET 9492/ 13-13-31	S-PN-C1D1-08	276996
Dimensions (WxHxD)	39.4 in x 47.2 in x 11.8 in / 1000 mm x 1200 mm x 300 mm			
Product Description	IS1+ Remote I/O NEC/CEC standard enclosure With shielding bar Blue cable duct and gateway			
Product variant	Built-in unit 1	Built-in unit 2	Product Type	Art. No.
Ethernet IP for up to 16 I/O Modules	1 x BusRail for 16 slots (2 x CPM, 16 x I/O – modules)	2 x Socket, single, Ethernet IP 9492/ 13-13-41	S-EIP-C1D1-16	276998
Modbus TCP for up to 16 I/O Modules	1 x BusRail for 16 slots (2 x CPM, 16 x I/O – modules)	2 x Socket, single, Modbus TCP 9492/ 13-13-31	S-TCP-C1D1-16	277000
ProfiNET for up to 16 I/O Modules	1 x BusRail for 16 slots (2 x CPM, 16 x I/O – modules)	2 x Socket, single, ProfiNET 9492/ 13-13-31	S-PN-C1D1-16	276999

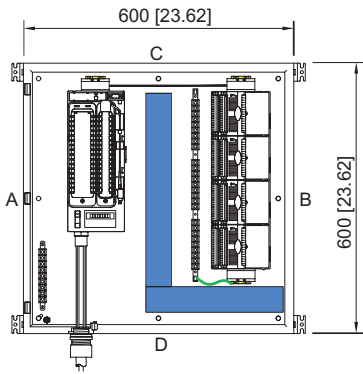
Once the IS1+ components (available separately) have been installed, the enclosures can be used in Cl. I, Div. 1.

Standard Solution: Drawings are provided upon request.


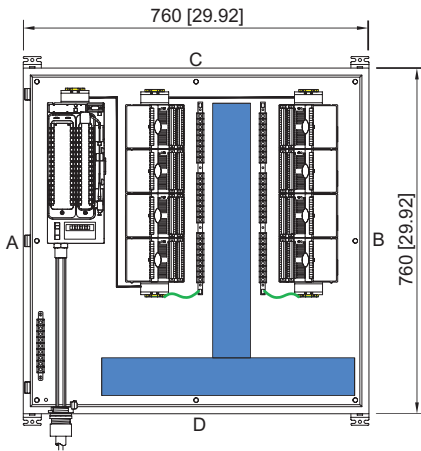
Technical Data			
Variant	S-...-C1D1-04	S-...-C1D1-08	S-...-C1D1-16
Explosion Protection			
FMus certificate	FM17US0332X	FM17US0332X	FM17US0332X
cFM certificate	FM16CA0134X	FM16CA0134X	FM16CA0134X
IECEX gas certificate	yes	yes	yes
Marking cFMus	Class I, Div. 1,2, Groups A,B,C,D;	Class I, Div. 1,2, Groups A,B,C,D;	Class I, Div. 1,2, Groups A,B,C,D;
Notes	Explosion protection is based on the I/O modules installed		
Electrical Data			
Applicable IS1+ modules note	I/O modules need to be ordered and installed separately. I/O modules require terminal blocks for field wire connection.	I/O modules need to be ordered and installed separately. I/O modules require terminal blocks for field wire connection.	I/O modules need to be ordered and installed separately. I/O modules require terminal blocks for field wire connection.
Auxiliary Power			
Auxiliary power rated operating voltage	24 V DC (20 to 35 V DC)	24 V DC (20 to 35 V DC)	24 V DC (20 to 35 V DC)
Device Specific Data			
Cable duct	1 x (3" x 4" x 21")	1 x (3" x 4" x 21")	1 x (3" x 4" x 21")
Shield bus	Yes	Yes	Yes
Front door	1 x opening upwards 3 x cam lock With right cover support	1 x opening upwards 3 x cam lock With right cover support	1 x opening upwards 3 x cam lock With right cover support
Ambient Conditions			
Ambient temperature °F	-4 °F ... +149 °F	-4 °F ... +149 °F	-4 °F ... +149 °F
Ambient temperature °C	-20 °C ... +65 °C	-20 °C ... +65 °C	-20 °C ... +65 °C
Mechanical Data			
Grounding connection version	External M8 PE connection	External M8 PE connection	External M8 PE connection
Degree of protection (NEC UL 50)	NEMA 4X	NEMA 4X	NEMA 4X
Degree of protection (IP)	IP65	IP65	IP65
Enclosure material	Stainless steel, (AISI 316L) Brush finished	Stainless steel, (AISI 316L) Brush finished	Stainless steel, (AISI 316L) Brush finished
Sealing material	Silicone foam gasket	Silicone foam gasket	Silicone foam gasket
Silicone-free	No	No	No
Wall thickness inches	1.5"	1.5"	1.5"
Wall thickness	38 mm	38 mm	38 mm
Mounting / Installation			
Mounting orientation	Horizontal	Horizontal	Horizontal
Connection type	Screw connector	Screw connector	Screw connector
Components			
Built-in unit 3	1 x CPU 9441/12-00-00	1 x CPU 9441/12-00-00	2 x CPU 9441/12-00-00
Built-in unit 3 note	Communication is done via fiber optic [op is]. Media converter series 9721 needs to be purchased separately.	Communication is done via fiber optic [op is]. Media converter series 9721 needs to be purchased separately.	Communication is done via fiber optic [op is]. Media converter series 9721 needs to be purchased separately.
Built-in unit 4	1 x Power module (9444/12-11)	1 x Power module (9444/12-11)	2 x Power module (9444/12-11)
Built-in unit 5	1 x Conduit hub 9491/00-13-70 included in the enclosure	1 x Conduit hub 9491/00-13-70 included in the enclosure	1 x Conduit hub 9491/00-13-70 included in the enclosure
Cable Glands	No cable glands included.	No cable glands included.	No cable glands included.
Entry 1	1/2" conduit entry provided	1/2" conduit entry provided	1/2" conduit entry provided
Cable entry note	The entries should be done so that the enclosure maintains NEMA 4X rating. Contact factory for additional details if necessary.	The entries should be done so that the enclosure maintains NEMA 4X rating. Contact factory for additional details if necessary.	The entries should be done so that the enclosure maintains NEMA 4X rating. Contact factory for additional details if necessary.

Dimensional Drawings (All Dimensions in mm [inches]) – Subject to Alterations

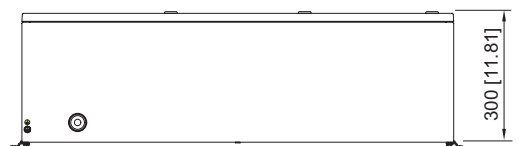
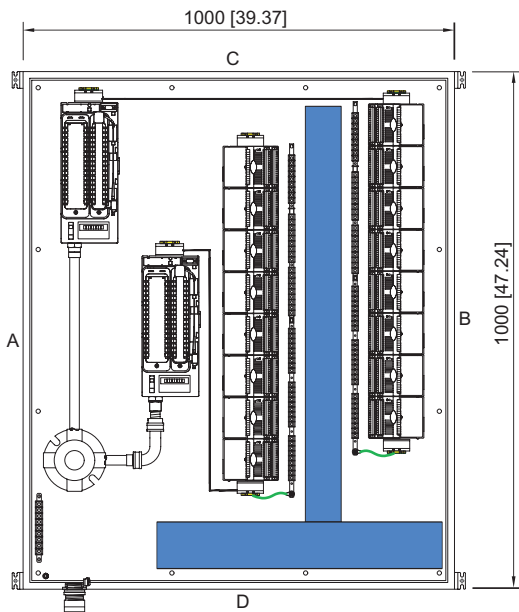
06 b



S...-C1D1-04



S...-C1D1-08



S...-C1D1-16