



- Compact limit value switch with two configurable limit values and output of 4 to 20 mA
- Bidirectional HART transmission

07 a

MY R. STAHL 9162B



9162 series transmitter power supply units with limit values can be used for the operation of two- and three-conductor transmitters or for connecting to mA sources. Two limit values can be easily set using the "ISpac Wizard" software. If the value exceeds or falls below these limit values, these units will issue an alert. A wire-breakage and short-circuit monitoring system affords increased availability.

	NEC® 500 CE Code Appendix J					
	Class I		Class II		Class III	
Division	1	2	1	2	1	2
Ex interface						
Installation in		•				

	CE Code Section 18					
	NEC® 505			NEC® 506		
	Class I					
Zone	0	1	2	20	21	22
Ex interface						
Installation in			•			

	IECEX / ATEX					
	0	1	2	20	21	22
Zone						
Ex interface						
Installation in			•			

Selection Table						
Number of channels	1					
Input	Output	Limit contact (per channel)	Connection type	Product Type	Art. No.	Weight
4 to 20 mA with HART	4 to 20 mA with HART	2 NO	Screw terminal	9162/13-11-64s	238253	225 g
		2 NO	Spring clamp terminal	9162/13-11-64k	238277	225 g

Parameterisation ex works optionally available for all variants. Art. No. 270538

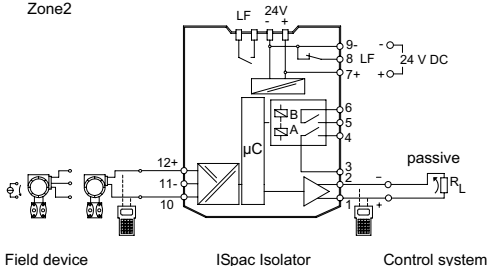
Technical Data	
Explosion Protection	
FMus certificate	FM16US0122X
cFM certificate	FM16CA0067X
Marking cFMus	Class I, Div. 2, Groups A,B,C,D; Class I, Zone 2, nA nC Group IIC T4 at Ta = 70°C See Doc. 9162 6 031 002 1
IECEX gas explosion protection	Ex nA nC IIC T4 Gc
Certificates	ATEX (BVS), Canada (FM), China (NEPSI), IECEX (BVS), SIL (exida), USA (FM)
Ship approval	CCS, EU RO MR (DNV)
Electrical Data	
Limiting values configuration	Using ISpac Wizard (V3.04 and more recent)
Auxiliary power	24 V DC
Nominal current	85 mA

Technical Data	
Electrical Data	
Line fault and loss of power signalization	Contact (30 V / 100 mA) closed to ground in case of fault pac-Bus, floating contact (30 V / 100 mA)
Output signal	4 to 20 mA with HART
Switching current limiting values	≤ 170 mA
Switching voltage limiting values	≤ ± 30 V
Load resistance R_L	0 to 600 Ω (terminal 1+/2-)
Auxiliary Power	
Auxiliary power	24 V DC
Nominal current	85 mA
Input	
Line fault and loss of power signalization	Contact (30 V / 100 mA) closed to ground in case of fault pac-Bus, floating contact (30 V / 100 mA)
Output	
Output signal	4 to 20 mA with HART
Switching current limiting values	≤ 170 mA
Switching voltage limiting values	≤ ± 30 V
Load resistance R_L	0 to 600 Ω (terminal 1+/2-)
Ambient Conditions	
Ambient temperature °F	-40 °F ... +158 °F (Single device) -40 °F ... +140 °F (Group assembly)
Ambient temperature °C	-40 °C ... 70 °C (Single device) -40 °C ... 60 °C (Group assembly)
Storage temperature °F	-40 °F ... +176 °F
Storage temperature °C	-40 °C ... 80 °C
Mounting / Installation	
Mounting type	DIN rail NS35/15, NS35/7.5

Technical Drawings – Subject to Alterations

Nonhazardous Location

Division2
Zone2




Connection diagramm 9162/13-11-64

Accessories

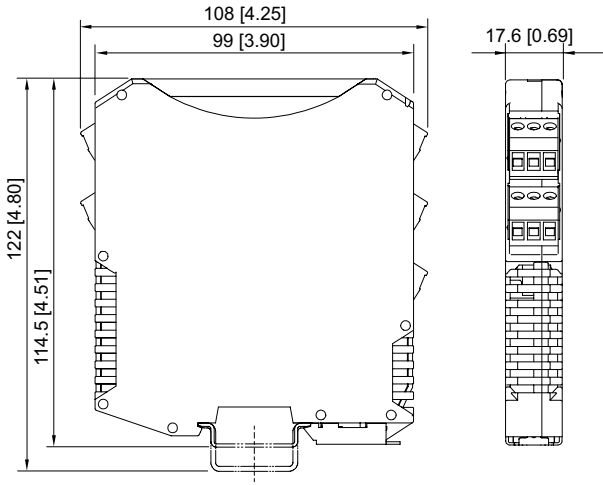
Figure	Description	Art. No.	Weight
Parameterization set ISpac - Wizard			
	The software serves for commissioning, configuring and diagnosing the ISpac isolators Series 9146, 9162, 9182 and 9282. For further information, see operating instructions. Form of delivery: USB stick; parameterization software incl. parameterization cable / adaptor System requirements: IBM compatible PC with MS XP, Vista, Windows 7, 10 RS 232 C interface RS 232 / USB adaptor	202595 ▲	235 g

Accessories

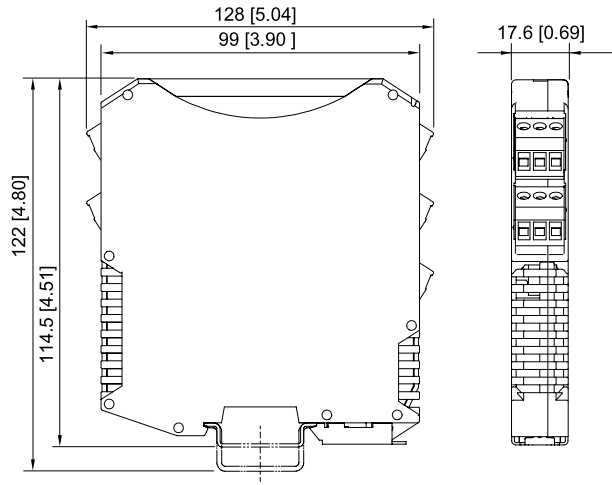
Figure	Description	Art. No.	Weight
Transparent cover			
	For 91xx ISpac modules Yellow, transparent Clear identification of the device for SIL applications. (Packaging unit: 10 pieces)	200914	20 g

Spare Parts

Figure	Description	Art. No.	Weight
Screw terminal			
	3-pole plug, screw connector thread: M3 stripping length: 7 mm color: green	112817	5 g
	3-pole plug, screw connector thread: M3 stripping length: 7 mm color: black	112816	4 g
	3-pole plug, screw connector thread: M3 stripping length: 7 mm color: blue	112818	5 g
Screw terminal with test tap			
	3-pole plug with test tap, screw connector thread: M3 stripping length: 7 mm colour: black	113005	1 g
	3-pole plug with test tap, screw connector thread: M3 stripping length: 7 mm colour: blue	113004	1 g
Spring clamp terminal			
	3-pole plug with test tap, spring clamp connection stripping length: 10 mm color: green	112825	5 g
	3-pole plug with test tap, spring clamp connection stripping length: 10 mm color: black	112824	5 g
	3-pole plug with test tap, spring clamp connection stripping length: 10 mm color: blue	112826	5 g



ISpac Series 9143, 9146, 9147, 9160, 9162, 9163, 9165, 9167, 9170, 9172, 9175, 9176, 9180, 9182, 9193, ISbus Series 9412 with screw terminal



ISpac Series 9146, 9147, 9160, 9162, 9163, 9165, 9167, 9170, 9172, 9175, 9176, 9180, 9182, 9193, Fieldbus Power Supply Series 9412 with spring clamp terminal