

- Space savings due to a slim design – 12.5 mm wide
- Can be used for functional safety levels up to SIL 3 (IEC/EN 61508)
- Offers line fault detection with signalization
- For interface with solenoid valves and LEDs

07 b

MY R. STAHL 9275A



Series 9275 digital outputs issue signals for the intrinsically safe operation of Ex i solenoid valves, indicator lamps or horns. The devices feature three-way galvanic separation.

	NEC® 500 CE Code Appendix J					
	Class I		Class II		Class III	
Division	1	2	1	2	1	2
Ex interface	•	•	•	•	•	•
Installation in		•				

	CE Code Section 18 NEC® 505 NEC® 506					
	Class I			Class II		
Zone	0	1	2	20	21	22
Ex interface	•	•	•			
Installation in			•			

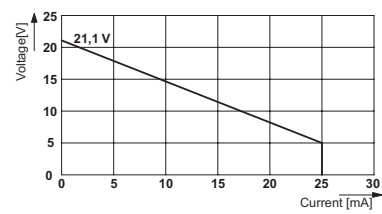
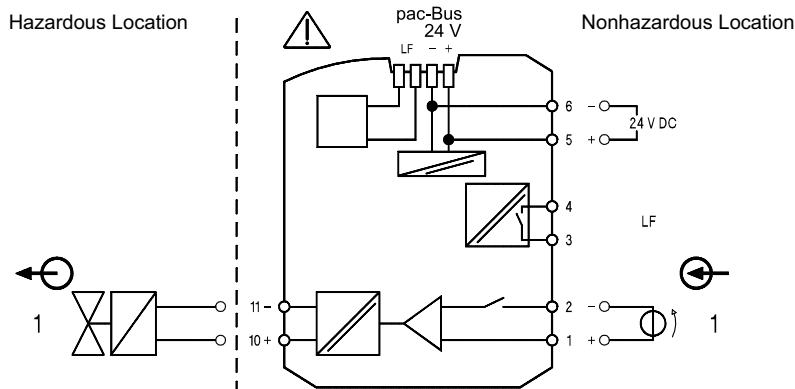
	IECEx / ATEX					
	0	1	2	20	21	22
Zone						
Ex interface	•	•	•	•	•	•
Installation in		•				

Selection Table						
Number of channels	1					
Output open-circuit voltage U_o	Max. output current $I_{o,max}$	Output internal resistance R_i	Connection type	Product Type	Art. No.	Weight
21.1 V	25.1 mA	641 Ω	Screw terminal	9275/10-21-25-11s	261434	160 g
		641 Ω	Spring clamp terminal	9275/10-21-25-11k	261436	160 g
24.3 V	48 mA	297 Ω	Screw terminal	9275/10-24-48-11s	261435 ▲	160 g
		297 Ω	Spring clamp terminal	9275/10-24-48-11k	261437	160 g

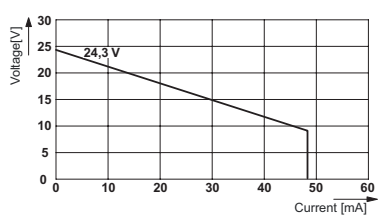
Technical Data		
Variant	9275/10-21-25-11.	9275/10-24-48-11.
Explosion Protection		
cULus certificate	E81680	E81680
Marking cULus	Class I, Div. 2, Groups A,B,C,D; Class I, Zone 2, AEx/Ex nA Group IIC AIS Class I,II,III, Div. 1, Groups A,B,C,D,E,F,G; Class I, Zone 0, [AEx ia]/[Ex ia] IIC T4 any mounting pos. Ta = 60°C See Doc. 9275 6 031 001 3	Class I, Div. 2, Groups A,B,C,D; Class I, Zone 2, AEx/Ex nA Group IIC AIS Class I,II,III, Div. 1, Groups A,B,C,D,E,F,G; Class I, Zone 0, [AEx ia]/[Ex ia] IIC T4 any mounting pos. Ta = 60°C See Doc. 9275 6 031 001 3
IECEx gas explosion protection	Ex nA [ja Ga] IIC T4 Gc	Ex nA [ja Ga] IIC T4 Gc
IECEx dust explosion protection	[Ex ia Da] IIIC	[Ex ia Da] IIIC
Certificates	ATEX (IBE), Canada (UL), China (CQM), IECEx (IBE), India (PESO), Korea (KTL), SIL (BVS), USA (UL)	ATEX (IBE), Canada (UL), China (CQM), IECEx (IBE), India (PESO), Korea (KTL), SIL (BVS), USA (UL)
Ship approval	DNV	DNV
Safety Data		
Max. voltage U_o/V_{oc}	23.98 V	27.06 V
Max. current I_o (Ex ia)	37.4 mA	91.11 mA

Technical Data		
Variant	9275/10-21-25-11.	9275/10-24-48-11.
Safety Data		
Max. power P_o	224 mW	616 mW
Safety-related max. voltage	253 V AC	253 V AC
Functional Safety		
SIL	3	3
Auxiliary Power		
Auxiliary power	24 V DC	24 V DC
Nominal current	50 mA	90 mA
Power consumption	1.2 W	2.16 W
Polarity reversal protection	Yes	Yes
Input		
Input voltage for ON	15 – 30 V	15 – 30 V
Input voltage for OFF	0 – 5 V	0 – 5 V
Output		
Output open-circuit voltage U_o	21.1 V	24.3 V
Max. output current $I_{o,max}$	25.1 mA	48 mA
Output internal resistance R_i	641 Ω	297 Ω
Switching delay ON/OFF	< 30 ms	< 30 ms
Fault message contact switching capacity	30 V / 50 mA	30 V / 50 mA
Notes	Output characteristics, see technical drawings	
Ambient Conditions		
Ambient temperature °F	-4 °F ... +140 °F	-4 °F ... +140 °F
Ambient temperature °C	-20 °C ... +60 °C	-20 °C ... +60 °C
Storage temperature °F	-40 °F ... +176 °F	-40 °F ... +176 °F
Storage temperature °C	-40 °C ... +80 °C	-40 °C ... +80 °C



Technical Drawings – Subject to Alterations



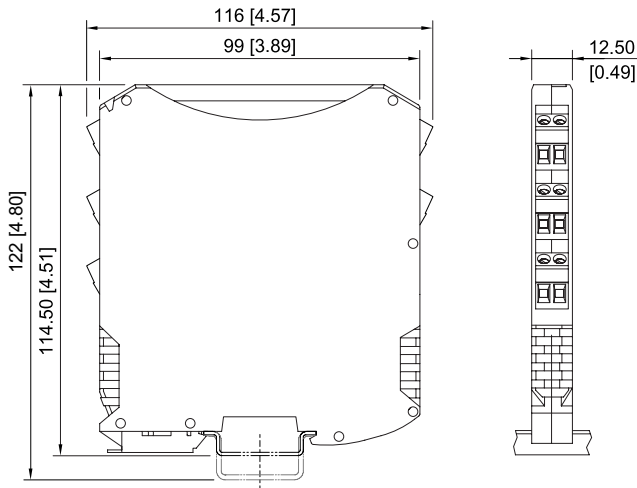
Connection diagram 9275/10



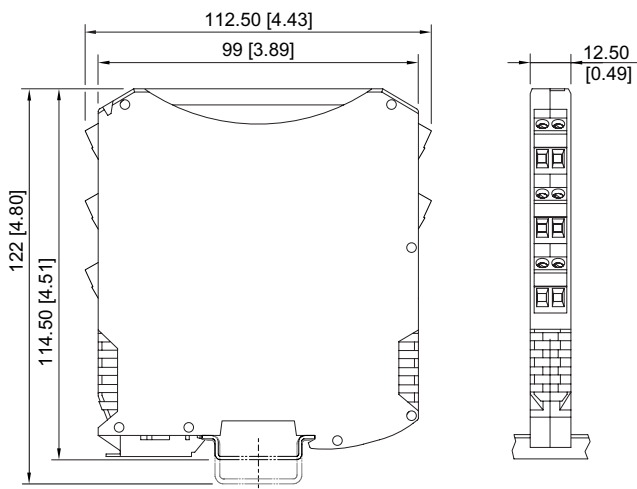
Output characteristic curve 9275/10-24-48-11

Accessories				
Figure	Description	Product Type	Art. No.	Weight
Supply module				
	Redundant supply of 24 V DC auxiliary power (with fuse) and reading out the collective error message from Series 92xx ISpac modules which support this function. Screw terminal connection	9193/21-11-11s	268183	135 g
	Redundant supply of 24 V DC auxiliary power (with fuse) and reading out the collective error message from Series 92xx ISpac modules which support this function. Spring clamp terminal connection	9193/21-11-11k	268184	135 g
pac-Bus				
	Wiring auxiliary power and collective error message	9294/31-12	262928 ▲	6 g

Dimensional Drawings (All Dimensions in mm [inches]) – Subject to Alterations



ISpac Series 9260, 9270, 9275, 9276 with spring clamp terminal



ISpac Series 9260, 9265, 9270, 9275, 9276, 9282 with screw terminal