

Additional Technology and Signaling

Wall-mounting socket 32 A



8571/11-504-S-01-0-00-XXX Art. No. 276176



- Different voltage ranges according to EN 60309
- Large temperature range of use
- High mechanical impact and shock resistance
- Perfect protection against penetration of liquids and dusts
- 3D data for download on the website
- Variants for use in USA/Canada available on request

WebCode **8571N**



The R. STAHL 8571/11 series SolConeX sockets for Zone 1/21 in 4- and 5-pole versions have full AC-3 switching capacity up to 32 A. The high degree of protection IP66 ensures maximum protection against the ingress of dust and/or water in any application situation. Self-cleaning lamellar contacts provide optimum contact and the plugs can be inserted and removed in the zero position quickly and easily. The load disconnect switch, with mechanical locking device and a handle that can be locked in the 0 or I position, is an additional safety feature.

Further product options available:

- Further voltage ranges according to EN 60309
- Silicone-free versions
- Ex e or Ex i auxiliary contacts for control and signalling purposes - can also be retrofitted
- With NAMUR resistor circuitry
- External earth connection
- Customer-specific label plates
- Plates also in stainless steel
- Additional entries - also in metal

Technical Data

Explosion Protection

Scope of validity	European Union (ATEX) IECEX
Scope of validity Note	Other country markings available on request
Application range (Zones)	1 2 21 22
IECEX gas certificate	IECEX PTB 05.0024
IECEX gas explosion protection	Ex db eb IIC T6 ... T5 Gb
IECEX dust certificate	IECEX PTB 05.0024
IECEX dust explosion protection	Ex tb IIIC T76 °C Db
ATEX gas certificate	PTB 04 ATEX 1060
ATEX gas explosion protection	⊕ II 2 G Ex db eb IIC T6 ... T5 Gb
ATEX dust certificate	PTB 04 ATEX 1060
ATEX dust explosion protection	⊕ II 2 D Ex tb IIIC T76 °C Db
Certificates	Brazil (ULB), China (CQST), India (PESO)
Ship approval	DNV

Additional Technology and Signaling

Wall-mounting socket 32 A



8571/11-504-S-01-0-00-XXX Art. No. 276176

Electrical Data

Rated operational voltage AC	57/100 to 75/130 V AC
Rated operational current	32 A
Electrical service life	> 2x10 ³ switching cycles
Mechanical service life	> 2x10 ³ switching cycles
Type of voltage	Low voltage
Utilisation category	AC-3: 690 V/32 A DC-1: 110 V/32 A UL508: 600 V/30 A
Switching capacity main contacts	7.5 kW: 220 to 240 V 15 kW: 380 to 415 V 30 kW: 600 to 690 V
Frequency range	50 / 60 Hz

Device Specific Data

Back-up fuse with thermal protection	63 A gG
Back-up fuse without thermal protection	35 A gG

Ambient Conditions

Ambient temperature °C	-50 °C ... +65 °C
Ambient temperature	-58 °F ... +149 °F
Ambient temperature note	For further information, see the operating instructions.

Mechanical Data

IP degree of protection (IEC 60529)	IP66
IP degree of protection (IEC 60079)	IP64
Enclosure material	Polyamide, Glass fibre reinforced
Silicone-free	No
Solid connection cross-section	1 x 2.5 mm ² ... 2 x 10 mm ²
Connection cross-section AWG single stranded	1 x AWG 14 ... 2 x AWG 8
Finely stranded connection cross-section	1 x 2.5 mm ² ... 2 x 6 mm ²
Finely stranded connection cross-section AWG	1 x AWG 14 ... 2 x AWG 10
Width	135 mm
Width in inches	5.31 in
Height	206 mm
Height, inches	8.12 in
Length	280 mm
Length, inches	11.04 in
Impact strength (IEC 60079)	7 J
Impact strength (IEC 62262)	IK10
Color code	Yellow
Coding (clock hour position)	4
Lockable in	in 0- and I-position
Interlock	Prevents the plug from being pulled under load
Series	SolConeX
Detailed number of poles	3 P + N + PE
Weight	2.2 kg
Weight	4.85 lb

Additional Technology and Signaling

Wall-mounting socket 32 A



8571/11-504-S-01-0-00-XXX Art. No. 276176

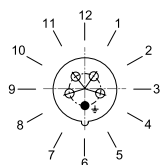
Mounting / Installation

Connection	Screw terminal
------------	----------------

Components

Cable entry note	Entry 1: Lower left Entry 2: Lower right
Entry 1 model	8161/7-M32-2109-LT
Entry 1 type	Polyamide cable gland
Entry 1	M32 x 1.5
Entry 1 terminal area	9 – 21 mm
Entry 1 clamping range, inch	0.35 – 0.83 in
Metal entry possible 1	No
Entry 2 model	8290/3-M32
Entry 2 type	Polyamide stopping plug
Entry 2	M32 x 1.5
Metal entry possible 2	No

Technical Drawings – Subject to Alterations

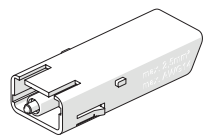


Position of clock hour position
Example: 6 h position

Dimensional Drawings (All Dimensions in mm [inches]) – Subject to Alterations

Accessories

Auxiliary contact optional, can be connected by the user, easy to retrofit

	Art. No.
 <ul style="list-style-type: none"> 1 NC max. 500 V AC, max. 110 V DC max. 6 A 1 x 0.5 to 2 x 2.5 mm² solid/finely stranded 	150680
<ul style="list-style-type: none"> 1 NC, gold-plated contact max. 500 V AC, max. 110 V DC max. 6 A 1 x 0.5 to 2 x 2.5 mm² solid/finely stranded 	150684
<ul style="list-style-type: none"> 1 NO max. 500 V AC, max. 110 V DC max. 6 A 1 x 0.5 to 2 x 2.5 mm² solid/finely stranded 	150682
<ul style="list-style-type: none"> 1 NO, gold-plated contact max. 500 V AC, max. 110 V DC max. 6 A 1 x 0.5 to 2 x 2.5 mm² solid/finely stranded 	150686

Additional Technology and Signaling

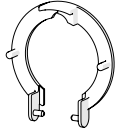
Wall-mounting socket 32 A



8571/11-504-S-01-0-00-XXX Art. No. 276176

Dust cover for 32 A sockets, series 8571

Art. No.



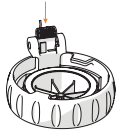
Retrofittable dust protection for 5-pole sockets

253117

Spare Parts

Repair set for 8571 series 30 A sockets

Art. No.



8571 5-pole hinged cover repair set, yellow

275488

We reserve the right to make alterations to the technical data, dimensions, weights, designs and products available without notice. The illustrations cannot be considered binding.