


Remote I/O

Remote I/O IS1+ Standard enclosure NEC/CEC
with shield bar, wire duct and communication Gateway
S-EIP-C1D1-04 Art. No. 276992



- Ready to install in NEC; CEC Class I, Div. 1
- 316SS NEMA 4X enclosures (based on 8150 series)
- I/O modules need to be purchased separately
- Ex interface depends on selected I/O modules

WebCode 81500



With the IS1+ standard enclosures for Cl. I, Div. 1, we offer you a variety of prefabricated field enclosures made from stainless steel 316SS. The communication module, power module, bus rails and sockets are included and already installed in the enclosure. Only need to add the I/O modules and entries to the system.

Technical Data

Explosion Protection

Application range (Zones)	2
IECEX gas certificate	yes
FMus certificate	FM17US0332X
cFM certificate	FM16CA0134X
Marking cFMus	Class I, Div. 1,2, Groups A,B,C,D;

Electrical Data

Applicable IS1+ modules note	I/O modules need to be ordered and installed separately. I/O modules require terminal blocks for field wire connection.
------------------------------	---

Auxiliary Power

Auxiliary power rated operating voltage	24 V DC (20 ... 35 V DC)
---	--------------------------

Device Specific Data

IS1+ BusRail	1 x BusRail for 4 slots, consisting of 9494/S1-M4
Cable duct	1 x (3 " x 4 " x 21 ")
Shield bus	Yes
Front door	1 x opening upwards 3 x cam lock with cover support right

Ambient Conditions

Ambient temperature °C	-20 °C ... +65 °C
Ambient temperature °F	-4 °F ... +149 °F

Mechanical Data

Grounding connection version	External M8 PE connection
Degree of protection (IP)	IP65
Enclosure material	Stainless steel, (AISI 316L) brush finished
Sealing material	Silicone foam gasket
Silicone-free	No

Remote I/O

Remote I/O IS1+ Standard enclosure NEC/CEC with shield bar, wire duct and communication Gateway S-EIP-C1D1-04 Art. No. 276992



Mechanical Data

Dimensions (WxHxD)	23.6 in x 23.6 in x 9.1 in / 600 mm x 600 mm x 230 mm
Width	600 mm
Width, inches	23.6 in
Height	600 mm
Height, inches	23.6 in
Depth	230 mm
Depth, inches	9.1 in
Wall thickness	38 mm
Wall thickness inches	1.5"
Weight	0 kg
Weight	0 lb

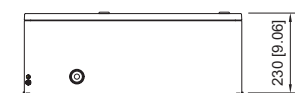
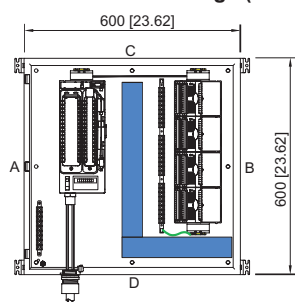
Mounting / Installation

Mounting orientation	Horizontal
Connection type	Screw-type connection

Components

Built-in unit 1	1 x BusRail for 4 slots (1 x CPM, 4 x I/O – modules)
Built-in unit 2	1 x Socket simple Ethernet IP 9492/13-13-41
Built-in unit 3	1 x CPU 9441/12-00-00
Built-in unit 3 note	Communication is done via fiber optic [op is]. Media converter series 9721 needs to be purchased separately.
Built-in unit 4	1 x Power module (9444/12-11)
Built-in unit 5	1 x conduit Hub 9491/00-13-70 included in the enclosure
Cable entry note	The entries should be done so that the enclosure maintains NEMA 4X rating. Contact factory for additional details if necessary.
Entry 1	1/2 " conduit entry provided

Dimensional Drawings (All Dimensions in mm [inches]) – Subject to Alterations



S-...-C1D1-04

We reserve the right to make alterations to the technical data, dimensions, weights, designs and products available without notice. The illustrations cannot be considered binding.