

Control Devices

Control device system ConSig 8040 series



ConSig

8040/1118X-09XXXSA05 Art. No. 282440



- Flexible: modular structure and 3 sizes enable customer-specific versions
- Lightweight enclosure made from glass fibre reinforced polyester resin (GRP), suitable for shipping industry and offshore

MY R. STAHL 8040B



With the R. STAHL Series 8040 control device system, you can get a clear overview of the control devices. The 3 combinable design sizes and the modular structure offer flexibility. You can choose from one standard version and customised variants. The 8208 contact elements monitor the systems for wire breakage and short circuit. The 8208 contact elements monitor the systems for wire breakage and short circuit.

Technical Data

Explosion Protection

Scope of validity	European Union (ATEX) IECEX
Application range (Zones)	1 2 21 22
IECEX gas certificate	IECEX PTB 06.0025
IECEX gas explosion protection	Ex db eb IIC T6 / T5 Gb
IECEX dust certificate	IECEX PTB 06.0025
IECEX dust explosion protection	Ex tb IIIC T80 °C / T95 °C Db
ATEX gas certificate	PTB 01 ATEX 1105
ATEX gas explosion protection	⊕ II 2 G Ex db eb IIC T6 / T5 Gb
ATEX dust certificate	PTB 01 ATEX 1105
ATEX dust explosion protection	⊕ II 2 D Ex tb IIIC T80 °C / T95 °C Db
Certificates	ATEX (PTB), Brazil (ULB), Canada (UL), China (NEPSI), IECEX (PTB), India (PESO), Korea (KGS), Taiwan (ITRI), USA (UL)
Ship approval	DNVGL
Declaration of Conformity	ATEX (EUK), China (CCC)
Explosion protection note	Product label may vary. Series devices have certification according to ATEX and IECEX.

Electrical Data

Rated operational voltage AC	550 V
Rated operational current	10 A (T6)

Ambient Conditions

Ambient temperature °C	-60 °C ... +40 °C (T6) -60 °C ... +55 °C (T5)
Ambient temperature °F	-76 °F ... +104 °F (T6) -76 °F ... +131 °F (T5)

Control Devices

Control device system ConSig 8040 series



8040/1118X-09XXXSA05 Art. No. 282440

Mechanical Data

Degree of protection (IP)	IP66
Degree of protection IP (IEC 60529)	IP66
Enclosure material	Polyester resin, Glass fibre reinforced
Enclosure color	Dark grey
Silicone-free	No
AWG clamping range	14 AWG
Connection cross-section max.	2.5 mm ²
Solid connection cross section	0.32 – 2.5 mm ²
Connection cross-section AWG single stranded	22 AWG to 14 AWG
Finely stranded connection cross section	0.32 – 2.5 mm ²
Finely stranded connection cross-section AWG	22 AWG - 14 AWG
Cover fixing type	With captive screws, M4 stainless steel screws
Width	80 mm
Width, inches	3.15 in
Height	93 mm
Height, inches	3.66 in
Depth	72 mm
Depth, inches	2.76 in
Seal	Silicone, foamed
Weight	396 g
Weight	0.87 lb

Mounting / Installation


Tightening torque of cover screw 1	1.4 Nm
Tightening torque of cover screw 1 lbf in	12.4 lbf in

Components

Installation position middle	EM-STOP mushroom stay-put button with key lock
Built-in element middle	Contact element NC/NO
Flange and plates	Metal plate, bottom
Entry 1	1 x Through hole without cable entry
Entry 1 type	Through hole
Entry 1	Ø 20 mm

Accessories

Mushroom stay-put button with EM-STOP key BG009

	Ø 39 mm Yellow/red Designation plate: With yellow backing plate Closing: MS1 Silicone-free: No	Art. No. 223694
--	--	---------------------------


Control Devices

Control device system ConSig 8040 series






8040/1118X-09XXXSA05 Art. No. 282440

Spare key



		Art. No.
	Closing MS1	107109

Spare Parts


Label holder

		Art. No.
	Size 1, without insert disc, 1-line label for actuators Ø 39	223566
	Size 2, without insert disc, 1- or 2-line label for actuators Ø 39	223567
	Size 3, without insert disc, 1-, 2- or 3-line label for actuators Ø 39	223568

Protective collar

		Art. No.
	8602C3-751 plastic/yellow for mushroom stay-put button with key lock/mushroom stay-put button dia. 39 BG006, BG009, BG010, BG012	257708
	8602C3-751 plastic/red for mushroom stay-put button with key lock/mushroom stay-put button dia. 39 BG006, BG009, BG010, BG012	257707

Special key

		Art. No.
	for tightening plastic locking nut	169101

We reserve the right to make alterations to the technical data, dimensions, weights, designs and products available without notice. The illustrations cannot be considered binding.