

# Control Devices

## Control device system ConSig 8040 series



ConSig

8040/1118X-01L13SA02 Art. No. 284102



- Flexible: modular structure and 3 sizes enable customer-specific versions
- Lightweight enclosure made from glass fibre reinforced polyester resin (GRP), suitable for shipping industry and offshore

### MY R. STAHL 8040B



With the R. STAHL Series 8040 control device system, you can get a clear overview of the control devices. The 3 combinable design sizes and the modular structure offer flexibility. You can choose from one standard version and customised variants. The 8208 contact elements monitor the systems for wire breakage and short circuit. The 8208 contact elements monitor the systems for wire breakage and short circuit.

## Technical Data

### Explosion Protection

Scope of validity	European Union (ATEX) IECEX
Application range (Zones)	1 2 21 22
IECEX gas certificate	IECEX PTB 06.0025
IECEX gas explosion protection	Ex db eb IIC T6 Gb
IECEX dust certificate	IECEX PTB 06.0025
IECEX dust explosion protection	Ex tb IIIC T80 °C Db
ATEX gas certificate	PTB 01 ATEX 1105
ATEX gas explosion protection	⊕ II 2 G Ex db eb IIC T6 Gb
ATEX dust certificate	PTB 01 ATEX 1105
ATEX dust explosion protection	⊕ II 2 D Ex tb IIIC T80 °C Db
Certificates	ATEX (PTB), Brazil (ULB), Canada (UL), China (NEPSI), IECEX (PTB), India (PESO), Korea (KGS), Taiwan (ITRI), USA (UL)
Ship approval	DNVGL
Declaration of Conformity	ATEX (EUK), China (CCC)
Explosion protection note	Product label may vary. Series devices have certification according to ATEX and IECEX.

### Electrical Data

Rated operational voltage AC	550 V
Rated operational current	10 A (T6)

### Ambient Conditions

Ambient temperature °C	-60 °C ... +60 °C (T6)
Ambient temperature °F	-76 °F ... +140 °F (T6)

### Mechanical Data

Degree of protection (IP)	IP66
---------------------------	------

# Control Devices

## Control device system ConSig 8040 series



8040/1118X-01L13SA02 Art. No. 284102

### Mechanical Data

Degree of protection IP (IEC 60529)	IP66
Enclosure material	Polyester resin, Glass fibre reinforced
Enclosure color	Dark grey
Silicone-free	No
AWG clamping range	14 AWG
Connection cross-section max.	2.5 mm <sup>2</sup>
Solid connection cross section	0.32 – 2.5 mm <sup>2</sup>
Connection cross-section AWG single stranded	22 AWG to 14 AWG
Finely stranded connection cross section	0.32 – 2.5 mm <sup>2</sup>
Finely stranded connection cross-section AWG	22 AWG - 14 AWG
Cover fixing type	With captive screws, M4 stainless steel screws
Width	80 mm
Width, inches	3.15 in
Height	93 mm
Height, inches	3.66 in
Depth	72 mm
Depth, inches	2.76 in
Seal	Silicone, foamed
Weight	323 g
Weight	0.71 lb

### Mounting / Installation

Tightening torque of cover screw 1	1.4 Nm
Tightening torque of cover screw 1 lbf in	12.4 lbf in

### Components

Installation position middle	Pushbutton, Green - "I"
Built-in element middle	Contact element NO
Flange and plates	Metal plate, bottom
Entry 1	1 x Through hole without cable entry
Entry 1 type	Through hole
Entry 1	Ø 20 mm

## Accessories

### Pushbutton BG001



Ø 39 mm  
Black  
Designation plate: Black, blank disc without text  
Silicone-free: No

Art. No.

223692

## Spare Parts

### Label holder




Art. No.

## Control Devices

### Control device system ConSig 8040 series






8040/1118X-01L13SA02 Art. No. 284102

	Size 1, without insert disc, 1-line label for actuators Ø 39	223566
	Size 2, without insert disc, 1- or 2-line label for actuators Ø 39	223567
	Size 3, without insert disc, 1-, 2- or 3-line label for actuators Ø 39	223568


#### Locking devices

#### Art. No.

	8602C3-753 for not actuated pushbutton BG001	244870
	8602C3-754 for actuated pushbutton BG001	244871
	8602C3-755 for not actuated pushbutton BG001	244872

#### Special key

#### Art. No.

	for tightening plastic locking nut	169101
--	------------------------------------	--------

We reserve the right to make alterations to the technical data, dimensions, weights, designs and products available without notice. The illustrations cannot be considered binding.