

Control and signalling devices



Control device system Series ConSig 8150

START-STOP Momentary Double Pushbutton

8150/5-0176-0116-091-3311-C2430 Art. No. 285437



- Quad certified control stations (NEC®, CE Code, ATEX, IECEx)
- Enclosure made of stainless steel 1.4404 (AISI 316L) for excellent corrosion resistance
- The cover is equipped with a screw-on cover
- Offers a variety of pushbuttons, illuminated pushbuttons, control switches and LEDs for different configurations
- Customizable control stations available upon request with different entry, contact options and additional certifications

MY R. STAHL 8150R



R. STAHL Series 8150 control stations are made of brushed stainless steel 1.4404, AISI 316L and utilizes explosion-protected components for the ultimate flexibility, safety, and durability in hazardous and hostile locations. The high-quality sealing materials make them suitable for an extended temperature range and a circumferential protection channel prevents ingress of water. Choose from one of the standard versions or contact us for a customized solution.

Technical Data

Explosion Protection

Area of application	European Union (ATEX) Canada IECEX USA
Application range (zones)	1, 2, 21, 22
IECEX gas certificate	IECEX PTB 09.0049
IECEX gas explosion protection	Ex db eb IIC T6 Gb
IECEX dust certificate	PTB 09 ATEX 1109
IECEX dust explosion protection	Ex tb IIIC T80 °C Db
ATEX gas certificate	PTB 09 ATEX 1109
ATEX gas explosion protection	⊕ II 2 G Ex db eb IIC T6 Gb
ATEX dust certificate	PTB 09 ATEX 1109
ATEX dust explosion protection	⊕ II 2 D Ex tb IIIC T80 °C Db
Certificate ULus	E182378V1S5
Marking ULus	Class I, Div. 2, Groups A,B,C,D Class II, III, Div. 2, Groups F,G Class I, Zone 1, AEx db eb IIC T6 Enclosure Type 3, 4, 4X
Certificate cUL	E182378V1S5
Marking cUL	Ex db eb IIC T6 Class I, Div. 2, Groups A,B,C,D Class II, III, Div. 2, Groups F,G Enclosure Type 3, 4, 4X
Certificates	ATEX (PTB), Canada (UL), IECEx (PTB), USA (UL)

Electrical Data

Rated operational voltage AC	0 ... 550 V
Rated operational voltage AC UL	600 V
Rated operational current	6 A

Control and signalling devices



Control device system Series ConSig 8150

START-STOP Momentary Double Pushbutton

8150/5-0176-0116-091-3311-C2430 Art. No. 285437

Electrical Data

Rated operational current UL	10 A
------------------------------	------

Ambient Conditions

Ambient temperature °C	-50 °C ... 60 °C
Ambient temperature	-58 °F ... +140 °F

Mechanical Data

Degree of protection (IP)	IP66
Degree of protection (IP) UL	IP66
Enclosure type (UL50 & UL50E)	3, 4, 4X
Enclosure material	Stainless steel 1.4404, (AISI 316L), brush finished
Silicone-free	No
Clamping range AWG	14 AWG
Connection cross-section max.	2.5 mm ²
Cover fixing type	With captive screws, M6 stainless steel screws
Width	116.5 mm
Width, inches	4.587 in
Height	176.5 mm
Height in inches	6.945 in
Depth	91 mm
Depth in inches	3.583 in
Seal	Silicone, foamed
Weight	2.4 kg

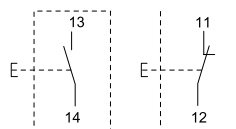
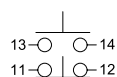
Mounting / Installation

Tightening torque of cover screw 1	4.5 N · m
Tightening torque of cover screw 1 lbf in	35.4 lbf in

Components

Installation position middle	Twin pushbutton, "START"/green - "STOP"/red, With silicone seal
Built-in element middle	Contact element NC/NO
Flange and plates	Without flange
Entry type	CMP adaptor
Entry 1	1 x CMP-737D M25-NPT 3/4" 737DM3T25
Entry 1 type	Metal adaptor
Metal entry possible for entry 1	Yes

Technical Drawings – Subject to Alterations



Control and signalling devices

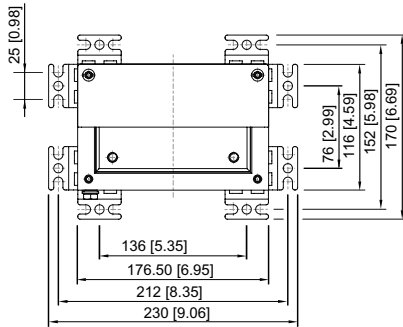
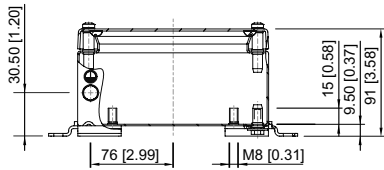


Control device system Series ConSig 8150

START-STOP Momentary Double Pushbutton

8150/5-0176-0116-091-3311-C2430 Art. No. 285437

Dimensional Drawings (All Dimensions in mm [inches]) – Subject to Alterations



We reserve the right to make alterations to the technical data, dimensions, weights, designs and products available without notice. The illustrations cannot be considered binding.