

Load & Motor Disconnect Switches



Load disconnect switch

0 A, fused

7150/5-V11-D07-AA-0000-0 Art. No. 286702



- 3-pole horsepower (hp) rated switch
- Suitable for voltages up to 600 V AC / 240 V DC - restrictions may apply
- Pad lockable robust rotary handle
- Lightweight construction
- Stainless steel 1.4404, (AISI 316L), brush finished
- Suitable for low ambient temperatures
- Enclosure type 3, 4, 4X, IP66
- No conduit seals required
- Class I, Div. 2 / AEx Zone 2

MY R. STAHL 7150A



Our switches are specifically engineered for hazardous locations and harsh environments with a corrosion resistant enclosure and wide temperature range. Ideal for close proximity installation of field equipment such as control panels, motors, skids or machinery. Whether the requirement is for disconnect switches to completely de-energize for service or maintenance tasks, or transfer switches to ensure continuous power supply to essential equipment, our solutions offer unmatched reliability. With our standard solutions, entries are not pre-installed, providing users with the flexibility to customized their own entries based on size, location and type. Built to withstand demanding conditions while ensuring safety and ease of use in various applications.

Technical Data

Explosion Protection

Area of application	Canada USA
FMus certificate	FM17US0039X
cFM certificate	FM17CA0023X
Marking FMus	Class I, Div. 2, Groups A,B,C,D; T4; Enclosure Type 3, 4, 4X
Marking cFM	Class I, Div. 2, Groups A,B,C,D; T4; Enclosure Type 3, 4, 4X
Marking cFM note	Zone 2 IIC per Canadian Electrical Code Table 18
Certificates	Canada (FM), USA (FM)
Declaration of conformity	ATEX (EUK)

Electrical Data

Rated operational voltage AC	480 V
Rated operational voltage DC 1-pole	60 V
Rated operational voltage DC 2-pole	125 V
Rated operational voltage DC 3-pole	240 V
Rated operational current	80 A
Frequency range	50 – 60 Hz
Horsepower rating	60 hp
Horsepower rating note	Horsepower rating (hp) in relation to rated operating voltage 480 V AC
Fuse	100 A J-type
Auxiliary contact NC	without
Auxiliary contact NO	without
Short circuit protection (sym RMS)	20 kA

Load & Motor Disconnect Switches



Load disconnect switch

0 A, fused

7150/5-V11-D07-AA-0000-0 Art. No. 286702

Auxiliary Power

Nominal voltage V_{nom} 480 V AC

Ambient Conditions

Ambient temperature °C -40°C ... +55°C

Ambient temperature °F -40°F ... +131°F

Mechanical Data

Degree of protection (IP) IP66

Enclosure type (UL50 & UL50E) 3, 4, 4X

Enclosure material Stainless steel 1.4404, (AISI 316L), brush finished

Additional terminal without

Connection cross section, stranded min. 10 AWG

Connection cross section, stranded max. 1/0 AWG

Construction type Standard

Width 360 mm

Width, inches 14.17 in

Height 727 mm

Height in inches 28.62 in

Depth 195 mm

Depth in inches 7.68 in

Service life, min. 10^5 operating cycles

Handle color Black

Protective collar color Black

Seal Silicone, foamed

Lockable in OFF – 3 positions

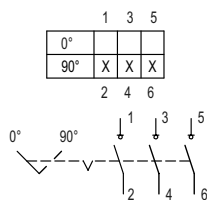
Detailed number of poles 3-pole

Weight 24.5 kg

Components

Entries without

Technical Drawings – Subject to Alterations



Switching arrangement 8544/1-3 and 8549/1-3

Load & Motor Disconnect Switches

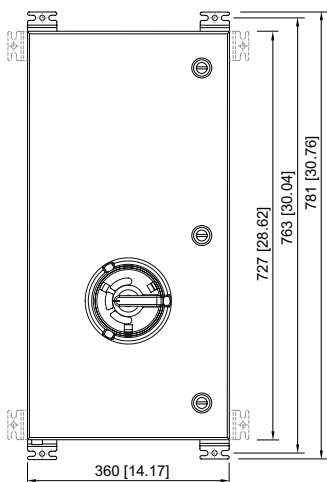
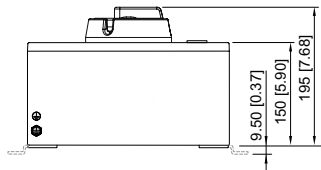


Load disconnect switch

0 A, fused

7150/5-V11-D07-AA-0000-0 Art. No. 286702

Dimensional Drawings (All Dimensions in mm [inches]) – Subject to Alterations



7150/5-V11-D06-AA-0000-0
7150/5-V11-D07-AA-0000-0

Load & Motor Disconnect Switches



Load disconnect switch

0 A, fused

7150/5-V11-D07-AA-0000-0 Art. No. 286702

Accessories

Ex e cable glands for MC, MC-HL, combined and "TECK" armouring Series TMC

Art. No.

		Art. No.
	Thread size: NPT1/2 Clamping range: 8.7 ... 12.7 mm Clamping range inch: 0.34 ... 0.5 in Nickel-plated brass	254316
	Thread size: NPT1/2 Clamping range: 13 ... 17 mm Clamping range inch: 0.51 ... 0.67 in Nickel-plated brass	254317
	Thread size: NPT3/4 Clamping range: 15 ... 23.3 mm Clamping range inch: 0.59 ... 0.92 in Nickel-plated brass	106090
	Thread size: NPT1 Clamping range: 19.8 ... 29.2 mm Clamping range inch: 0.78 ... 1.15 in Nickel-plated brass	106091
	Thread size: NPT1-1/4 Clamping range: 27.5 ... 35.2 mm Clamping range inch: 1.08 ... 1.39 in Nickel-plated brass	254320
	Thread size: NPT1-1/2 Clamping range: 33.5 ... 41.1 mm Clamping range inch: 1.32 ... 1.62 in Nickel-plated brass	254321
	Thread size: NPT2 Clamping range: 45 ... 53 mm Clamping range inch: 1.77 ... 2.09 in Nickel-plated brass	254323
	Thread size: NPT2-1/2 Clamping range: 52.1 ... 58.9 mm Clamping range inch: 2.05 ... 2.32 in Nickel-plated brass	254324
	Thread size: NPT2-1/2 Clamping range: 57.1 ... 64.6 mm Clamping range inch: 2.25 ... 2.54 in Nickel-plated brass	254325
	Thread size: NPT3 Clamping range: 64.6 ... 75.3 mm Clamping range inch: 2.54 ... 2.96 in Nickel-plated brass	254326
	Thread size: NPT3-1/2 Clamping range: 74 ... 88.5 mm Clamping range inch: 2.91 ... 3.48 in Nickel-plated brass	254327

Load & Motor Disconnect Switches




Load disconnect switch

0 A, fused


7150/5-V11-D07-AA-0000-0 Art. No. 286702

Auxiliary contact

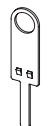
		Art. No.
	Note: The auxiliary contacts can only be retrofitted for 40 A, 63 A and 80 A versions. For all other versions, the auxiliary contact must be ordered separately when placing the order. Retrofitting is not possible for this.	
	2 NC (8080/1-3) 250 V AC/DC Max. 6 A 1.5 to 2.5 mm ² , solid/finely stranded The switching function of the auxiliary contact depends on the installation slot used. Left and right: Synchronising	168356
	1 NC + 1 NO (8080/1-1) 250 V AC/DC Max. 6 A 1.5 to 2.5 mm ² , solid/finely stranded The switching function of the auxiliary contact depends on the installation slot used. Left: Delayed (ON), leading (OFF) Right: Synchronising	168351
	2 NO (8080/1-4) 250 V AC/DC Max. 6 A 1.5 to 2.5 mm ² , solid/finely stranded The switching function of the auxiliary contact depends on the installation slot used. Left and right: Synchronising	168353

Spare Parts

Load/motor switch / Load disconnect switch

		Art. No.
	60 A, 63 A and 80 A Number of poles: 3 P Type: 8544/1-32 Load/motor switch / Load disconnect switch	171154

Auxiliary contact key

		Art. No.
	For removing installed auxiliary contacts	201909

We reserve the right to make alterations to the technical data, dimensions, weights, designs and products available without notice. The illustrations cannot be considered binding.