

Control and signalling devices

Control device system Series ConSig 8040



ConSig

8040/1161X-34H02SF02 Art. No. 287032



- Flexible: modular structure and 3 sizes enable customer-specific versions
- Lightweight enclosure made from glass fibre reinforced polyester resin (GRP), suitable for shipping industry and offshore

MY R. STAHL 8040B



With the R. STAHL Series 8040 control device system, you can get a clear overview of the control devices. The 3 combinable design sizes and the modular structure offer flexibility. You can choose from one standard version and customised variants. The 8208 contact elements monitor the systems for wire breakage and short circuit. The 8208 contact elements monitor the systems for wire breakage and short circuit.

Technical Data

Explosion Protection	
Area of application	European Union (ATEX) IECEX
Application range (zones)	1, 2, 21, 22
IECEX gas certificate	IECEX PTB 06.0025
IECEX gas explosion protection	Ex db eb IIC T6 Gb
IECEX dust certificate	PTB 01 ATEX 1105
IECEX dust explosion protection	Ex tb IIIC T80 °C Db
ATEX gas certificate	PTB 01 ATEX 1105
ATEX gas explosion protection	⊕ II 2 G Ex db eb IIC T6 Gb
ATEX dust certificate	PTB 01 ATEX 1105
ATEX dust explosion protection	⊕ II 2 D Ex tb IIIC T80 °C Db
Certificates	ATEX (PTB), Brazil (ULB), Canada (UL), China (NEPSI), IECEX (PTB), India (PESO), Korea (KGS), Taiwan (ITRI), USA (UL)
Ship approval	DNVGL
Declaration of conformity	ATEX (EUK), China (CCC)
Explosion protection note	Product label may vary. Series devices have certification according to ATEX and IECEX.
Electrical Data	
Rated operational voltage AC	690 V
Rated operational current	16 A (T6)
Ambient Conditions	
Ambient temperature	-50 °C ... 40 °C (T6)
Ambient temperature °F	-58 °F ... 104 °F (T6)
Mechanical Data	
Degree of protection IP (IEC 60529)	IP66
Enclosure material	Polyester resin, Glass fibre reinforced
Enclosure color	Dark grey

Control and signalling devices

Control device system Series ConSig 8040



8040/1161X-34H02SF02 Art. No. 287032

Mechanical Data

Silicone-free	No
Connection cross-section max.	2.5 mm ²
Solid connection cross section	0.32 – 2.5 mm ²
Connection cross-section AWG single stranded	22 AWG ... 14 AWG
Finely stranded connection cross section	0.32 – 2.5 mm ²
Finely stranded connection cross-section AWG	22 AWG ... 14 AWG
Cover fixing type	With captive screws, M4 stainless steel screws
Width	80 mm
Width, inches	3.15 in
Height	93 mm
Height in inches	3.66 in
Depth	72 mm
Depth in inches	2.76 in
Seal	Silicone, foamed
Weight	465 g

Mounting / Installation

Tightening torque of cover screw 1	1.4 N · m
Tightening torque of cover screw 1 lbf in	12.4 lbf in

Components

Installation position middle	Small handle, lockable, 0/OFF-I/ON (1x 90°), With silicone seal
Built-in element middle	Control switch 005
Number of poles in built-in element, center position	2
Flange and plates	Polyester resin flange, bottom
Cable glands and entries	2 x M20 x 1.5
Entry type	Standard 8161, moulded material
Entry 1	2 x 8161/7-M20-1304-LT
Entry 1 type	Polyamide cable gland, black
Entry 1	M20 x 1.5
Entry 1 clamping range	4 – 13 mm
Entry 1 clamping range, inch	0.16 – 0.51 in
Metal entry possible for entry 1	No

Accessories

Cylinder lock

		Art. No.
	for lockout (bracket Ø 3)	107115


Control and signalling devices

Control device system Series ConSig 8040






8040/1161X-34H02SF02 Art. No. 287032

Rotary actuator, small, lockable ASSY734


		Art. No.
	Diameter 39 mm, lockable using 1 lock, 90° position Seal: Silicone, up to -60 °	227360

Spare Parts


Label holder

		Art. No.
	Size 1, without insert disc, 1-line label for actuators Ø 39	223566
	Size 2, without insert disc, 1- or 2-line label for actuators Ø 39	223567
	Size 3, without insert disc, 1-, 2- or 3-line label for actuators Ø 39	223568

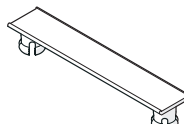
Spare key

		Art. No.
	Closing MS1	107109

Special key

		Art. No.
	for tightening plastic locking nut	169101

Tag label

		Art. No.
	plain for attaching to enclosure 8040; moulded material; with paper insert strip	130673

We reserve the right to make alterations to the technical data, dimensions, weights, designs and products available without notice. The illustrations cannot be considered binding.