

# Load & Motor Disconnect Switches



Safety switch

180 A

8146/5-V37-310-51-1060 Art. No. 213488



- Can be used with conventional drives and drives controlled by frequency converters
- Intelligent design: A single rotary actuator for actuating both main and auxiliary contacts,  $\geq 20$  ms leading auxiliary contact for safely disconnecting the frequency converter
- Version complies with IEC/EN 62626-1, Class 1
- The rotary actuator can be locked with 3 padlocks in the 0-position

MY R. STAHL 8146L



R. STAHL's 8146/5-V37 series safety switches safely disconnect the power supply to machinery and system components for cleaning and repair as prescribed. All of the installed load disconnect switches have an AC-3 switching capacity. The switches can be locked in the 0-position using padlocks.

## Technical Data

### Explosion Protection

Area of application	European Union (ATEX) IECEX
Application range (zones)	1, 2
IECEX gas certificate	IECEX PTB 06.0090
IECEX gas explosion protection	Ex db eb IIC T4 Gb
ATEX gas certificate	PTB 01 ATEX 1024
ATEX gas explosion protection	Ex II 2 G Ex db eb IIC T4 Gb
Certificates	ATEX (PTB), Korea (KTL)
Declaration of conformity	ATEX (EUK)
Notes	Product label may vary. Series devices are labelled with ATEX and IECEX.

### Electrical Data

Rated operational voltage AC	400 V
Rated operational current	180 A
Frequency range	50 – 60 Hz
Switching capacity AC-3 230 V	55 kW
Switching capacity AC-3 400 V	90 kW
Auxiliary contact NC	1 NC
Auxiliary contact NO	1 NO/delayed

### Ambient Conditions

Note	You can find information about the ambient temperature online at <a href="http://r-stahl.com">r-stahl.com</a> . MY R. STAHL 8146L
------	---

### Mechanical Data

Degree of protection (IP)	IP66
Degree of protection note	acc. to EN/IEC 60529
Enclosure material	Polyester resin, Glass fibre reinforced
Min. solid conn. cr.-sect. AWG	AWG 3/0
Min. f.stra. con. cr.-sec. AWG	AWG 3/0

# Load & Motor Disconnect Switches



Safety switch

180 A

8146/5-V37-310-51-1060 Art. No. 213488

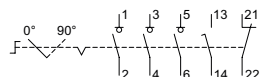
## Mechanical Data

F.stranded conn. cr.-sect. AWG	AWG 300
Connection terminal auxiliary contact min. AWG	AWG 18
Connection cross section	95 ... 150 mm <sup>2</sup>
Auxiliary connection connection terminals	0.75 ... 2.5 mm <sup>2</sup>
Connection cross-section note	Depending on the application; for more detailed information, see the operating instructions at r-stahl.com
Construction type	Standard
Dimension A	681.5 mm
Dimension A inch	26.83 in
Dimension B	681.5 mm
Dimension B inch	26.83 in
Dimension C	205 mm
Dimension C inch	8.07 in
Handle color	Yellow shroud, red handle
Seal	Silicone, foamed
Seal Notes	Seal optional: EPDM
Lockable in	Three times in 0 position
Detailed number of poles	3-pole
Weight	22.2 kg

## Components

Entry type	8169/1 cable entry grommet
Cable gland	2 x 74 Ø 22 ... 57 mm 1 x M20 Ø 4 ... 13 mm

## Technical Drawings – Subject to Alterations



81.../5-V...-3...-51...

3-pole + 1 NO

(1x ON delayed – OFF leading), 1 NC

## Dimensional Drawings (All Dimensions in mm [inches]) – Subject to Alterations

# Load & Motor Disconnect Switches

Safety switch


180 A

8146/5-V37-310-51-1060 Art. No. 213488

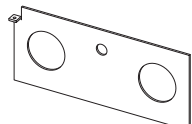


## Accessories

### Auxiliary contact

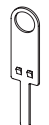
		Art. No.
	2 NC (8080/1-3) 250 V AC/DC Max. 6 A 1.5 to 2.5 mm <sup>2</sup> , solid/finely stranded The switching function of the auxiliary contact depends on the installation slot used. Left and right: Synchronising	168356
	1 NC + 1 NO (8080/1-1) 250 V AC/DC Max. 6 A 1.5 to 2.5 mm <sup>2</sup> , solid/finely stranded The switching function of the auxiliary contact depends on the installation slot used. Left: Delayed (ON), leading (OFF) Right: Synchronising	168351
	2 NO (8080/1-4) 250 V AC/DC Max. 6 A 1.5 to 2.5 mm <sup>2</sup> , solid/finely stranded The switching function of the auxiliary contact depends on the installation slot used. Left and right: Synchronising	168353

### Brass plate

		Art. No.
	SZ S73/083/093 2 x M63, 1 x M20	227586

## Spare Parts

### Auxiliary contact key

		Art. No.
	For removing installed auxiliary contacts	201909

We reserve the right to make alterations to the technical data, dimensions, weights, designs and products available without notice. The illustrations cannot be considered binding.