

# Installation equipment

## Wall-mounting receptacle 20 A



8570/21-409-S-51-0-00-XXX Art. No. 290312



- Different voltage ranges according to EN 60309
- Large temperature range of use
- High mechanical impact and shock resistance
- Perfect protection against penetration of liquids and dusts
- 3D data for download on the website
- Appropriate Series 8570/22 plug

MY R. STAHL 8570U



R. STAHL Series 8570/21 SolConeX receptacles are an explosion-protected electrical device. It is approved for use in hazardous areas which are classified acc. to. NEC 505 for Division or Zone. The high degree of protection guarantees the highest level of protection against the penetration of dust and/or water in any application position. Self-cleaning lamellar contacts provide optimum contact and the plugs can be inserted and removed in the zero position quickly and easily. The load disconnect switch, with mechanical locking device and a handle that can be locked in the 0 or I position, is an additional safety feature.

### Technical Data

#### Explosion Protection

Scope of validity	European Union (ATEX) Canada IECEX USA
Application range (Zones)	1 2 21 22
IECEX gas certificate	IECEX PTB 05.0023
IECEX gas explosion protection	Ex db eb IIC T6 ... T5 Gb
IECEX dust certificate	IECEX PTB 05.0023
IECEX dust explosion protection	Ex tb IIIC T73 °C Db
ATEX gas certificate	PTB 03 ATEX 1227
ATEX gas explosion protection	⊕ II 2 G Ex db eb IIC T6 ... T5 Gb
ATEX dust certificate	PTB 03 ATEX 1227
ATEX dust explosion protection	⊕ II 2 D Ex tb IIIC T73 °C Db
FMus certificate	FM20US0116X
cFM certificate	FM20CA0056X
Marking FMus	Class I, Div. 2, Groups A,B,C,D; Class II, III, Div. 1, Groups E,F,G; Enclosure Type 3, 4, 4X Class I, Zone 1, AEx db eb IIC T6 ... T5 Gb Zone 21, AEx tb IIIC T80 °C Db

# Installation equipment

## Wall-mounting receptacle 20 A



8570/21-409-S-51-0-00-XXX Art. No. 290312

### Explosion Protection

Marking cFM	Ex db eb IIC T6 ... T5 Gb Class I, Div. 2, Groups A,B,C,D; Class II, III, Div. 1, Groups E,F,G; Enclosure Type 3, 4, 4X Ex tb IIIC T80 °C Db
Certificates	ATEX (PTB), Brazil (ULB), Canada (FM), China (CQST), IECEx (PTB), Taiwan (ITRI), USA (FM)
Ship approval	DNV

### Electrical Data

Rated operational voltage	200 to 250 V AC
Rated operational current	20 A
Electrical service life	> 5x10 <sup>3</sup> switching cycles
Mechanical service life	> 5x10 <sup>3</sup> switching cycles
Type of voltage	Low voltage
Horsepower rating	5 HP
Frequency range	50 / 60 Hz

### Device Specific Data

Back-up fuse with thermal protection	35 A gG
Back-up fuse without thermal protection	20 A gG

### Ambient Conditions

Ambient temperature	-50 °C to +65 °C
Ambient temperature	-58 °F to +149 °F

### Mechanical Data

Degree of protection IP (IEC 60529)	IP66
IP degree of protection (IEC 60079)	IP64
Enclosure type (NEMA250)	3, 4, 4X
Enclosure material	Polyamide, Glass fiber reinforced
Silicone-free	No
Solid connection cross-section	1 x 1.5 mm <sup>2</sup> ... 2 x 6 mm <sup>2</sup>
Connection cross-section AWG single stranded	1 x AWG 16 ... 2 x AWG 10
Finely stranded connection cross-section	1 x 1.5 mm <sup>2</sup> ... 2 x 4 mm <sup>2</sup>
Finely stranded connection cross-section AWG	1 x AWG 16 ... 2 x AWG 12
Width	115 mm
Width in inches	4.53 in
Height	180 mm
Height, inches	7.08 in
Length	247 mm
Length, inches	9.73 in
Impact strength (IEC 60079)	7 J
Impact strength (IEC 62262)	IK10
Color code	Blue
Coding (clock hour position)	9
Lockable in	in 0- and I-position
Interlock	Prevents the plug from being pulled under load

# Installation equipment

## Wall-mounting receptacle 20 A



8570/21-409-S-51-0-00-XXX Art. No. 290312

### Mechanical Data

Series	SolConeX
Detailed number of poles	3-pole, 4 wire
Detailed pole number 2	3 P + PE
Weight	1.35 kg
Weight	2.98 lb

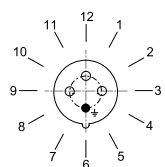
### Mounting / Installation

Connection	Screw terminal
------------	----------------

### Components

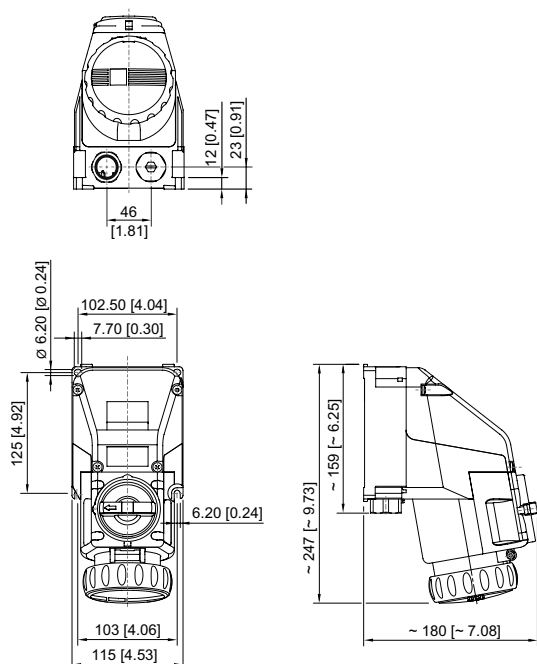
Cable entry note	Entry 1: Bottom left Entry 2: Bottom right
Entry 1 model	Can be ordered as accessories
Entry 1	NPT 3/4"
Metal entry possible 1	Yes
Entry 2 model	CMP-767D M25
Entry 2 type	Stopping plug NB
Entry 2	M25 x 1.5
Metal entry possible 2	No

### Technical Drawings – Subject to Alterations



Position of clock hour position  
Example: 6 h position

### Dimensional Drawings (All Dimensions in mm [inches]) – Subject to Alterations



4-pole/5-pole wall-mounting receptacle

# Installation equipment

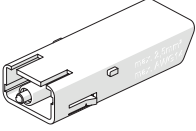
## Wall-mounting receptacle 20 A



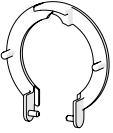
8570/21-409-S-51-0-00-XXX Art. No. 290312

### Accessories


#### Auxiliary contact optional, pluggable by the user, easy to retrofit

		Art. No.
	1 NC Max. 500 V AC, max. 110 V DC Max. 6 A 1 x AWG 20 to 2 x AWG 14, 1 x 0.5 to 2 x 2.5 mm <sup>2</sup> , solid/finely stranded	150688
	1 NO Max. 500 V AC, max. 110 V DC Max. 6 A 1 x AWG 20 to 2 x AWG 14, 1 x 0.5 to 2 x 2.5 mm <sup>2</sup> , solid/finely stranded	150690
	1 NO, gold-plated contact Max. 500 V AC, max. 110 V DC Max. 6 A 1 x AWG 20 to 2 x AWG 14, 1 x 0.5 to 2 x 2.5 mm <sup>2</sup> , solid/finely stranded	150692

#### Dust cover for receptacles, series 8570

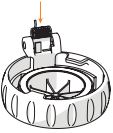
		Art. No.
	Retrofittable dust protection for 3-pole, 4 wire sockets	255003

#### Plug

		Art. No.
	plug, 3-pole, 4 wire, 200 to 250 V AC, 50 / 60 Hz, 20 A	291380

### Spare Parts

#### Repair set for receptacles series 8570

		Art. No.
	8570 3-pole, 4 wire, hinged cover repair set, blue	274111

We reserve the right to make alterations to the technical data, dimensions, weights, designs and products available without notice. The illustrations cannot be considered binding.