

Remote I/O

Remote I/O IS1 Ethernet power module

For Zone 1

9444/12-11 Art. No. 166178



- For intrinsically safe IS1+ system supply
- For up to eight IS1+ I/O modules and connected field devices
- Power module in Zone 1, Cl. I, Div. 1 can be hot swapped
- Use together with 9441/12 CPU and 9492/12 socket

MY R. STAHL 9444A



The series 9444/12 power module supplies up to eight IS1+ I/O modules, including the connected field circuits, with intrinsically safe energy. A 24 V DC external power supply is required. The power module can be replaced while the system is in operation and without having to disconnect the power supply (i.e. hot swapped).

Technical Data

Explosion Protection

Application range (Zones)	1 2
Ex interface zone	0 1 2 20 21 22
IECEX gas certificate	IECEX KEM 08.0035X
IECEX gas explosion protection	Ex d e [ia Ga] IIC T4 Gb
IECEX dust certificate	IECEX KEM 08.0035X
IECEX dust explosion protection	[Ex ia Da] IIIC
ATEX gas certificate	KEMA 08 ATEX 0155 X
ATEX gas explosion protection	⊕ II 2 (1) G Ex d e [ia Ga] IIC T4 Gb
ATEX dust certificate	KEMA 08 ATEX 0155 X
ATEX dust explosion protection	⊕ II (1) D [Ex ia Da] IIIC
FMus certificate	FM17US0332X
cFM certificate	FM16CA0134X
Marking cFMus	XP, Class I, Div. 1, Groups A,B,C,D; Class I, Zone 1, IIC AIS Class I,II,III, Div. 1, Groups A,B,C,D,E,F,G; Class I, Zone 0, [AEx ia]/[Ex ia] IIC T4 at Ta = 65 °C See Doc. 9441 6 031 001 1
Certificates	ATEX (DEK), Canada (FM), IECEX (DEK), USA (FM)
Ship approval	ABS, BVIS, EU RO MR (DNV), KR, LR
Installation	Zone 1 / Cl. I, II, Div. 1
Further information	see respective certificate and operating instructions

Remote I/O

Remote I/O IS1 Ethernet power module

For Zone 1

9444/12-11 Art. No. 166178



Safety Data

Safety-related max. voltage	253 V AC
-----------------------------	----------

Auxiliary Power

Auxiliary power	Via base 9492/12-11-...
Nominal voltage V_{nom}	24 V DC
Auxiliary power voltage range	20 to 35 V DC
Polarity reversal protection	Yes
Undervoltage monitoring	Yes
Current consumption (without I/O modules)	0.36 A at 24 V DC
Current consumption (8 I/O modules)	Approx. 2.6 A at 24 V DC
Current consumption (16 I/O modules)	Approx. 4.9 A at 24 V DC
Power dissipation (without I/O modules)	8.6 W
Power dissipation (with 8 I/O modules)	14 W

Galvanic Isolation

Auxiliary power/system components	1500 V AC
-----------------------------------	-----------

Device Specific Data

Auxiliary power LED	"PWR IN" LED, green
LED output	"PWR OUT" LED, green
Indications	IP address, alarms/errors, information (type, version, etc.) for the field station, modules and signals, and values for inputs and outputs

Ambient Conditions

Ambient temperature °C	-20°C ... +65°C
Ambient temperature °F	-4°F ... +149°F
Storage temperature °C	-40°C ... +70°C
Storage temperature °F	-40°F ... +158°F
Max. operating altitude	< 2000 m
Max. relative humidity	95% (without condensation)
Shock (semi-sinusoidal)	(IEC EN 60068-2-27) 15 g (3 shocks per axis and direction)
Vibration (sinusoidal)	(IEC EN 60068-2-6) Frequency range 2 to 13.2 Hz Amplitude 1 mm (peak value) Frequency range 13.2 to 100 Hz Acceleration amplitude 0.7 g
Electromagnetic compatibility	Tested to the following standards and regulations: EN 61326- 1 (1998) IEC 1000-4-1 to 1000-4-1-6, NAMUR NE 21

Mechanical Data

Degree of protection (IP) (IEC 60529)	IP30
Module enclosure	Polyamide 6GF
Fire resistance (UL 94)	V2
Pollutant class	Corresponds to G3
Width	58 mm
Width, inches	2.28 in
Depth	158 mm
Length	226 mm
Length, inches	8.89 in
Mounting depth, inches	6.22 in
Weight	2.41 kg

Remote I/O

Remote I/O IS1 Ethernet power module

For Zone 1

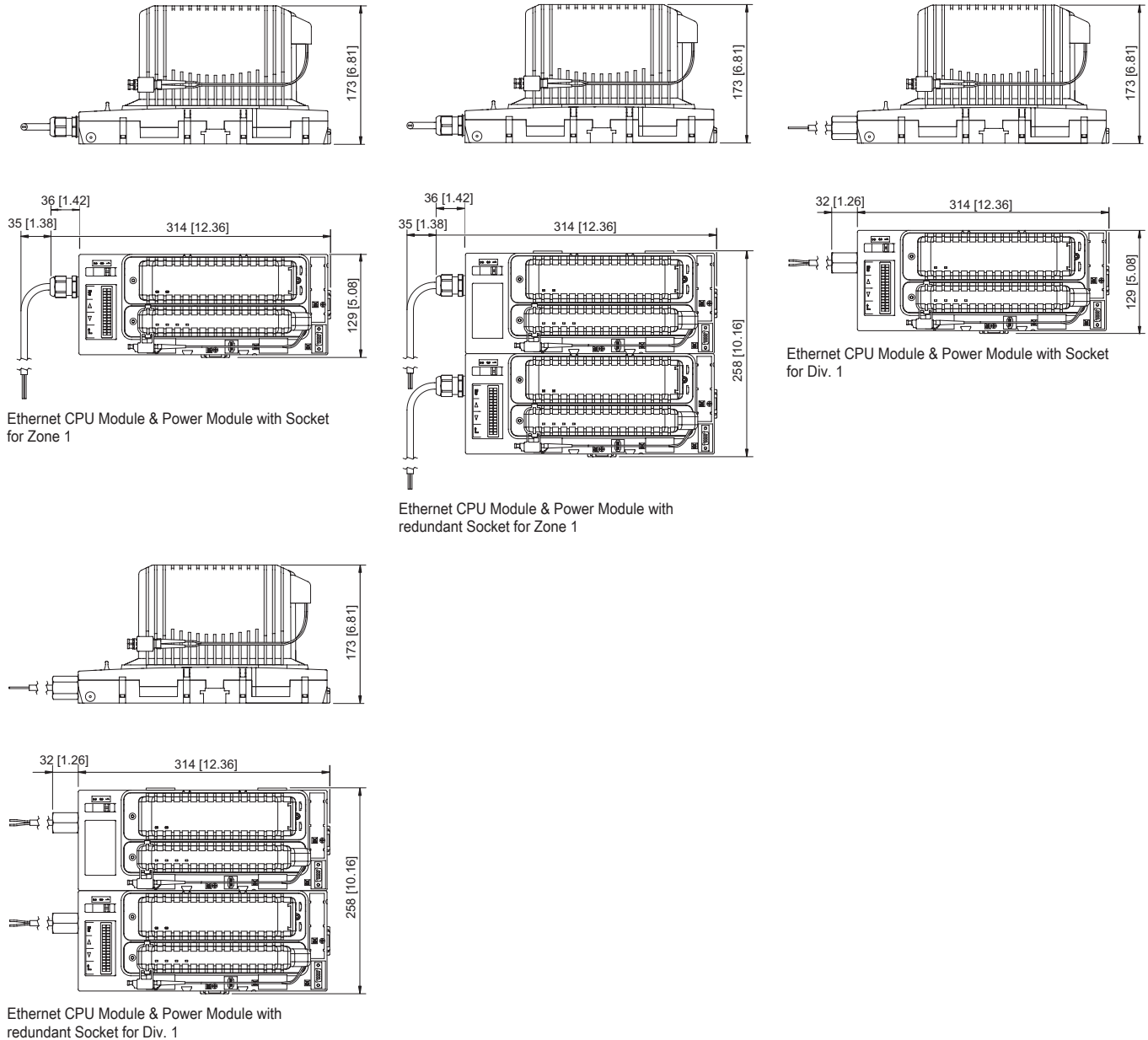
9444/12-11 Art. No. 166178



Mechanical Data

Weight	5.31 lb
Mounting / Installation	
Mounting type	On socket 9492/12-11-...
Mounting orientation	Vertical


Dimensional Drawings (All Dimensions in mm [inches]) – Subject to Alterations



Accessories

Series 9492/13 - Socket for CPU and Power Module

Art. No.

	Division 1 Fieldbus: Modbus TCP, simplex 24 V DC	202098
--	--	--------



Remote I/O

Remote I/O IS1 Ethernet power module

For Zone 1



9444/12-11 Art. No. 166178



	Division 1 Fieldbus: Modbus TCP, redundant 24 V DC	202099
	Division 1 Fieldbus: PROFINET, simplex 24 V DC	208875
	Division 1 Fieldbus: EtherNet/IP™, simplex 24 V DC	208876

Series 9492/12 – socket for CPU & power module

Art. No.

	Zone 1 Fieldbus: Modbus TCP, simplex 24 V DC	166176
	Zone 1 Fieldbus: PROFINET, simplex 24 V DC	166321
	Zone 1 Fieldbus: EtherNet/IP™, simplex 24 V DC	166322
	Zone 1 Fieldbus: Modbus TCP, redundant 24 V DC	166324

We reserve the right to make alterations to the technical data, dimensions, weights, designs and products available without notice. The illustrations cannot be considered binding.