

8595/1-PB1-S-P05-00E Art. No. 298965



- Simple handling using hot swap technology
- Versatile application possibilities thanks to modular structure
- Most extreme operating conditions in hazardous areas
- Reliable data and signal connections or power supplies
- Simple connection and disconnection thanks to one-handed operation

MY R. STAHL 8595D



R. STAHL's Series 8595/1 explosion-protected miniCON plug connectors with up to eight poles keep you safely connected. The high-quality plastic or stainless steel plug connectors have impressed many customers with their reliability and versatility in application. Their hot swap disconnecting capacity means that intrinsically safe signal supplies and power supplies up to 500 V/16 A can be connected and disconnected reliably and safely without the need for a hot work permit or other hot work authorisation. The miniCON connectors designed for conductor cross-sections of 0.25 mm² to 2.5 mm² are available for directly connecting electrical lines or for device installation in the device plug and flange socket types of construction. The new plug connectors for hazardous areas in Zones 1 and 21 stand out from the competition thanks to their modular structure and logically arranged components, which enable quick, easy mounting. Our patented single-handed operation means that matching plug connectors, which can be defined by the installer using internal coding for up to three applications, can be connected in no time.

Technical Data

Explosion Protection

Scope of validity	European Union (ATEX) IECEX
Application range (Zones)	1 2 21 22
IECEX gas certificate	IECEX EPS 20.0035X
IECEX gas explosion protection	Ex db eb IIC T6 / T5 Gb
IECEX gas explosion protection 2	Ex ia IIC T6 Ga
IECEX dust certificate	IECEX EPS 20.0035X
IECEX dust explosion protection	Ex tb IIIC T80 °C / T95 °C Db
IECEX dust explosion protection 2	Ex ia IIIC T80 °C Da
ATEX gas certificate	EPS 20 ATEX 1075 X
ATEX gas explosion protection	⊕ II 2 G Ex db eb IIC T6 / T5 Gb
ATEX gas explosion protection 2	⊕ II 1 G Ex ia IIC T6 Ga
ATEX dust certificate	EPS 20 ATEX 1075 X
ATEX dust explosion protection	⊕ II 2 D Ex tb IIIC T80 °C / T95 °C Db
ATEX dust explosion protection 2	⊕ II 1 D Ex ia IIIC T80 °C Da
Certificates	ATEX (EPS), IECEX (EPS)
Declaration of Conformity	ATEX (EUK)

8595/1-PB1-S-P05-00E Art. No. 298965

Electrical Data

Rated operational voltage AC	500 V
Rated operational voltage DC	max. 110 V
Voltage tolerance	+10%
Rated insulation voltage	690 V
Rated operational current for AC	16 A
Rated operational current for DC	8 A
Rated operational current for DC 2	16 A
No. of poles	7 P + PE / 8 P
AC frequency range	50 – 60 Hz

Device Specific Data

Back-up fuse with thermal protection	25 A GL
Back-up fuse without thermal protection	16 A GL

Ambient Conditions

Ambient temperature °C	-60 °C ... +75 °C
Ambient temperature °F	-76 °F ... +167 °F

Mechanical Data

Version	Ex e device plug
Degree of protection (IP) (IEC 60529)	IP66 IP67
IP degree of protection (IEC 60079)	IP64
Base part	Plug
Enclosure material	Nickel-plated brass
Contact type	Pin contact
Connection cross-section	0.5 mm ²
Connection cross-section 2	0.25 mm ²
Connection cross-section AWG	AWG20
Connection cross-section AWG2	AWG24
Connection thread	M32 x 1.5
Impact strength (IEC 60079)	7 J
Coding	1-3, arbitrary
Seal	Silicone
Weight	567 g
Weight	1.25 lb

Mounting / Installation

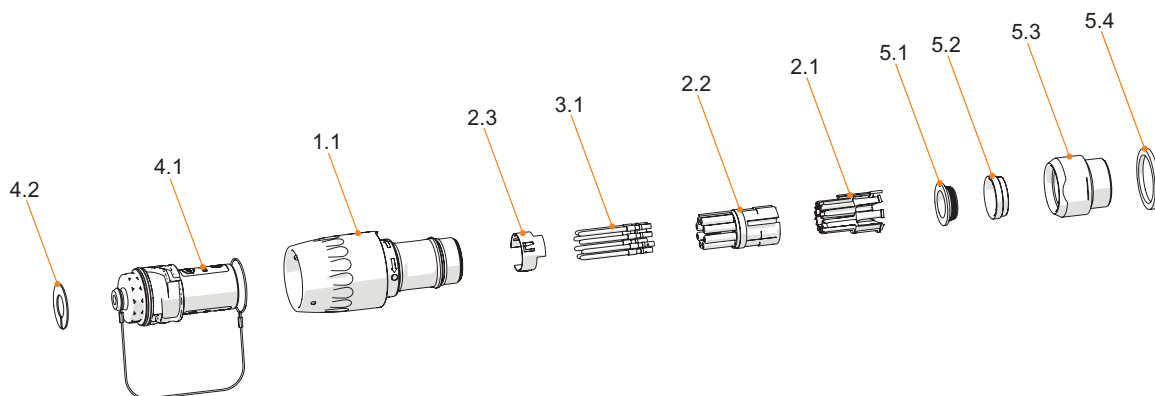
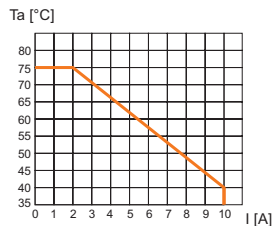
Connection type	crimp
Connection type 2	solder

Components

Protective cap available	Yes
--------------------------	-----

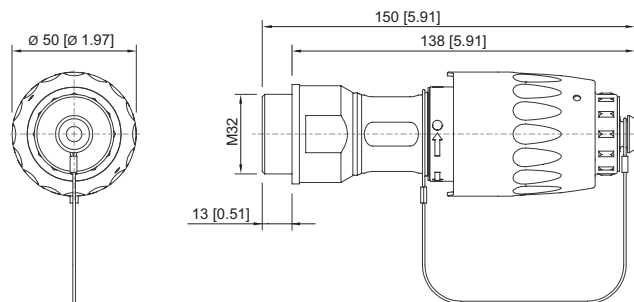
8595/1-PB1-S-P05-00E Art. No. 298965

Technical Drawings – Subject to Alterations



- 4.2 Code disk
- 4.1 Protective cap
- 1.1 Plug basic part
- 2.3 PE contact (only for metal variant)
- 3.1 Contacts
- 2.2 Insulator
- 2.1 Contact holder
- 5.1 Earthing ring
- 5.2 Clamping disc
- 5.3 Ex e adapter
- 5.4 Seal

Dimensional Drawings (All Dimensions in mm [inches]) – Subject to Alterations



8595/1 Ex e device plug

Accessories

Coupling





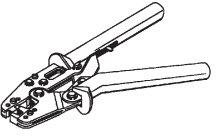
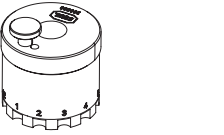




Enclosure material: Nickel-plated brass
 Contact type: Socket contact
 Connection cross-section: 0.5 mm²
 Number of poles: 7 P + PE/8 P
 Connection type: Crimping


Art. No.

298975




8595/1-PB1-S-P05-00E Art. No. 298965

	<p>Enclosure material: Nickel-plated brass Contact type: Socket contact Connection cross-section: 0.5 mm² Number of poles: 7 P + PE/8 P Connection type: Crimping</p>	298976
	<p>Enclosure material: Plastic Contact type: Socket contact Connection cross-section: 0.5 mm² Number of poles: 7 P + PE/8 P Connection type: Crimping</p>	286556
	<p>Enclosure material: Plastic Contact type: Socket contact Connection cross-section: 0.5 mm² Number of poles: 7 P + PE/8 P Connection type: Crimping</p>	286557
EMC/shielding		Art. No.
	To create an EMC-compliant connection of braided, shielded or reinforced conductors.	307512
Crimping tool		Art. No.
	For all versions with crimp connection of 0.14 to 6 mm ²	295689
Contact mounts/positioners for rotated industrial contacts		Art. No.
	<p>The selection of the contact mount is based on the crimp contacts to be processed.</p> <ul style="list-style-type: none"> - Exact positioning of the crimp contact during the crimping process - Reliable, reproducible crimping result - Adapted for miniCON contacts 	299586
Adaptor		Art. No.
	KIT 8595 nickel-plated brass adaptor, M20 x 1.5, for installation in Ex e enclosure	304566
	KIT 8595 nickel-plated brass adaptor, M25 x 1.5, for installation in Ex e enclosure	304568
	KIT 8595 nickel-plated brass adaptor, M32 x 1.5, for installation in Ex e enclosure	296754
Pin contact		Art. No.
	KIT 8595 pin contacts (0.25 to 0.5 mm ²), 8 pieces	286155
Code disks		Art. No.
	<p>KIT coding plate 8595, four colours, without labelling Customer-specific labelling available on request</p>	289939

8595/1-PB1-S-P05-00E Art. No. 298965

Reducer		Art. No.
	CMP-737DR Reducer M32 x 1.5 - M20 x 1.5 Brass	281582
	CMP-737DR Reducer M32 x 1.5 - M25 x 1.5 Brass	281584

Spare Parts

Jam nut, nickel-plated brass (-60 to +75 °C) To mount the cable entries in the through holes		Art. No.
	Material: Nickel-plated brass One piece Thread size: M32	110869
Contact holder for pin contact		Art. No.
	KIT 8595 pin contact insert + PE	286148
Protective cap		Art. No.
	KIT 8595 plug protective cap (pin/socket) Incl. KIT 8595 coding plates, four colours, without labelling	286161

We reserve the right to make alterations to the technical data, dimensions, weights, designs and products available without notice. The illustrations cannot be considered binding.