


8070/2-3-DS-U60 Art. No. 275365



- Large temperature range of use
- Large inner connection chamber
- Plastic Ex e enclosure
- Degree of protection IP66/67
- Five different contact versions
- Different actuator versions, which can be displaced by 4 x 90°
- Also applicable as simple apparatus

MY R. STAHL 8070C



Plastic Position switch; switch dimensions meet the requirements of DIN EN 50041. It is designed to detect the position of moving components. Certified versions fulfil the requirements for safety switches as set out in EN 13849-1 and have positive-opening contacts in accordance with EN 60947-5-1.

Technical Data

Explosion Protection

Area of application	European Union (ATEX) IECEX
Application range (zones)	1, 2, 21, 22
IECEX gas certificate	IECEX BVS 17.0011X
IECEX gas explosion protection	Ex db eb IIC T6 Gb
IECEX dust certificate	IECEX BVS 17.0011X
IECEX dust explosion protection	Ex tb IIIC T80 °C Db
ATEX gas certificate	BVS 17 ATEX E 021X
ATEX gas explosion protection	⊕ II 2 G Ex db eb IIC T6 Gb
ATEX dust certificate	BVS 17 ATEX E 021X
ATEX dust explosion protection	⊕ II 2 D Ex tb IIIC T80 °C Db
Certificates	ATEX (BVS), China (CQST), IECEX (BVS), India (PESO), Korea (KGS)
Declaration of conformity	ATEX (EUK), ATEX (Simple apparatus), China (CCC)

Electrical Data

DC rated operational voltage	125 V
AC operating voltage (equal potential)	400 V
AC operating voltage (unequal potential)	250 V
Rated insulation voltage	500 V
Rated insulation voltage note	(for simple apparatus: 40 V)
Rated operational current max.	4 A
Rated operational current note	(for simple apparatus: 200 mA): inductance L_i and capacitance C_i are negligible
Electrical service life	Max. 10 ⁶ operating cycles
Mechanical service life	Max. 10 ⁶ operating cycles
Rated surge voltage	6 kV
Max. short-circuit protection	6 A
Tripping characteristic	gL/gG
Maximum operating frequency	1800 operating cycles/h

Control and signalling devices

Position switch



8070/2-3-DS-U60 Art. No. 275365

Electrical Data

Switching function	Slow-action contact
--------------------	---------------------

Ambient Conditions

Ambient temperature °C	-60 °C ... +55 °C (Max. 4 A) -20 °C ... +60 °C (IP67 (EN 60529)) (Max. 2 A) -60 °C ... +60 °C (Max. 2 A)
Ambient temperature °C	-60 °C ... +55 °C (Max. 4 A) -60 °C ... +60 °C (Max. 2 A)

Mechanical Data

Version	2nd generation
Degree of protection (IP)	IP66
Degree of protection (IP) IEC 60529 note	down to -20 °C
Degree of protection (IP) (IEC 60529)	IP67
Enclosure material	Thermoplast GF, impact resistant
Enclosure color	Black
Cover material	Duroplast GF, impact resistant
Contact material	Silver-nickel
Solid connection cross section	0.75 – 1.5 mm ²
Finely stranded connection cross section	0.75 – 1.5 mm ²
Number of NCs	2
Positive opening operation	No
Actuator	Adjustable rotary lever
Clamping range	7 ... 13 mm
Type of connection cable	Finely stranded
Contacts	2 NC
Seal	Silicone
Packaging unit	1
Weight	256 g

Mounting / Installation

Connection	Cable entry 8161 1xM20x1.5
------------	----------------------------


Components

Cable glands and entries	1 x M20 Ø 7 ... 13 mm
Material cable gland	Polyamide, Glass fibre reinforced

Dimensional Drawings (All Dimensions in mm [inches]) – Subject to Alterations

Accessories

Plastic cable gland

	8161/7-M20-1304, Ex e Polyamide, M20 x 1,5 mm, 4 – 13 mm Lot size 50 pieces	Art. No. 239156
--	---	--------------------


Control and signalling devices

Position switch



8070/2-3-DS-U60 Art. No. 275365

Spare Parts

Actuator		Art. No.
	Adjustable rotary lever actuator	275370
Attention: Actuators and switches are factory-matched. Only the identical actuator of the original switch may be selected from the spare parts table. If a different actuator is used, a new switch is required.		

We reserve the right to make alterations to the technical data, dimensions, weights, designs and products available without notice. The illustrations cannot be considered binding.